

State Filing Year **2017**
Note: This Budget document is for Fiscal Years Beginning Jan. 1, 2017 to Dec. 31. 2017

| | | | |
|--------------------|-------------------|---|-----------------|
| | <u>Start Year</u> | | <u>End Year</u> |
| Fiscal Year | 2017 | — | 2017 |

Authority Budget of:

Harrison Redevelopment Agency

For the Period:

January 1, 2017 ***to*** ***December 31, 2017***

Townofharrison.com
Authority Web Address



Division of Local Government Services

2017 AUTHORITY BUDGET

Certification Section

2017

Harrison Redevelopment Agency

(Name)

AUTHORITY BUDGET

FISCAL YEAR: FROM January 1, 2017 TO December 31, 2017

For Division Use Only

CERTIFICATION OF APPROVED BUDGET

It is hereby certified that the approved Budget made a part hereof complies with the requirements of law and the rules and regulations of the Local Finance Board, and approval is given pursuant to N.J.S.A. 40A:5A-11.

*State of New Jersey
Department of Community Affairs
Director of the Division of Local Government Services*

By: _____ Date: _____

CERTIFICATION OF ADOPTED BUDGET

It is hereby certified that the adopted Budget made a part hereof has been compared with the approved Budget previously certified by the Division, and any amendments made thereto. This adopted Budget is certified with respect to such amendments and comparisons only.

*State of New Jersey
Department of Community Affairs
Director of the Division of Local Government Services*

By: _____ Date: _____

2017 PREPARER'S CERTIFICATION

Harrison Redevelopment Agency


(Name)

AUTHORITY BUDGET

FISCAL YEAR: FROM: January 1, 2017 TO: December 31, 2017

It is hereby certified that the Authority Budget, including both the Annual Budget and the Capital Budget/Program annexed hereto, represents the members of the governing body's resolve with respect to statute in that: all estimates of revenue are reasonable, accurate and correctly stated; all items of appropriation are properly set forth; and in itemization, form and content, the budget will permit the exercise of the comptroller function within the Authority.

It is further certified that all proposed budgeted amounts and totals are correct. Also, I hereby provide reasonable assurance that all assertions contained herein are accurate and all required schedules are completed and attached.

| | | | |
|-----------------------|---|-------------|--------------|
| Preparer's Signature: |  | | |
| Name: | Joseph J. Faccone | | |
| Title: | Auditor | | |
| Address: | Samuel Klein and Company, CPA's 550 Broad Street, 11 th Floor Newark, New Jersey 07102 | | |
| Phone Number: | 973-624-6100 | Fax Number: | 973-624-6101 |
| E-mail address | jfaccone@sklein-cpa.com | | |

2017 APPROVAL CERTIFICATION

Harrison Redevelopment Agency


(Name)

AUTHORITY BUDGET

FISCAL YEAR: **FROM:** January 1, 2017 **TO:** December 31, 2017

It is hereby certified that the Authority Budget, including all schedules appended hereto, are a true copy of the Annual Budget and Capital Budget/Program approved by resolution by the governing body of the Harrison Redevelopment Agency, at an open public meeting held pursuant to N.J.A.C. 5:31-2.3, on the 11th day of October , 2016.

It is further certified that the recorded vote appearing in the resolution represents not less than a majority of the full membership of the governing body thereof.

| | | | |
|----------------------|--|-------------|--------------|
| Officer's Signature: |  | | |
| Name: | James A. Fife | | |
| Title: | Chairperson | | |
| Address: | 318 Harrison Avenue Harrison, New Jersey 07029 | | |
| Phone Number: | 973-268-2440 | Fax Number: | 973-484-4575 |
| E-mail address: | jafife@townofharrison.com | | |

INTERNET WEBSITE CERTIFICATION

Authority's Web Address:

Townofharrison.com

All authorities shall maintain either an Internet website or a webpage on the municipality's or county's Internet website. The purpose of the website or webpage shall be to provide increased public access to the authority's operations and activities. N.J.S.A. 40A:5A-17.1 requires the following items to be included on the Authority's website at a minimum for public disclosure. Check the boxes below to certify the Authority's compliance with N.J.S.A. 40A:5A-17.1.

- ☒ A description of the Authority's mission and responsibilities
- ☒ Commencing with 2013, the budgets for the current fiscal year and immediately preceding two prior years
- ☒ The most recent Comprehensive Annual Financial Report (Unaudited) or similar financial information
- ☒ Commencing with 2012, the annual audits of the most recent fiscal year and immediately two prior years
- ☒ The Authority's rules, regulations and official policy statements deemed relevant by the governing body of the authority to the interests of the residents within the authority's service area or jurisdiction
- ☒ Notice posted pursuant to the "Open Public Meetings Act" for each meeting of the Authority, setting forth the time, date, location and agenda of each meeting
- ☒ Beginning January 1, 2013, the approved minutes of each meeting of the Authority including all resolutions of the board and their committees; for at least three consecutive fiscal years
- ☒ The name, mailing address, electronic mail address and phone number of every person who exercises day-to-day supervision or management over some or all of the operations of the Authority
- ☒ A list of attorneys, advisors, consultants and any other person, firm, business, partnership, corporation or other organization which received any remuneration of \$17,500 or more during the preceding fiscal year for any service whatsoever rendered to the Authority.

It is hereby certified by the below authorized representative of the Authority that the Authority's website or webpage as identified above complies with the minimum statutory requirements of N.J.S.A. 40A:5A-17.1 as listed above. A check in each of the above boxes signifies compliance.


Name of Officer Certifying compliance

James A. Fife

Title of Officer Certifying compliance

Chairperson

Signature



2017 AUTHORITY BUDGET RESOLUTION

Harrison Redevelopment Agency

(Name)

RESOLUTION NO. 2-10-2016

FISCAL YEAR: **FROM:** January 1, 2017 **TO:** December 31, 2017

WHEREAS, the Annual Budget and Capital Budget for the Harrison Redevelopment Agency for the fiscal year beginning, January 1, 2017 and ending, December 31, 2017 has been presented before the governing body of the Harrison Redevelopment Agency at its open public meeting of October 11, 2016; and

WHEREAS, the Annual Budget as introduced reflects Total Revenues of \$317,000.00 , Total Appropriations, including any Accumulated Deficit if any, of \$317,000.00 and Total Unrestricted Net Position utilized of \$ -0- ; and

WHEREAS, the Capital Budget as introduced reflects Total Capital Appropriations of \$ -0- and Total Unrestricted Net Position planned to be utilized as funding thereof, of \$ -0- ; and

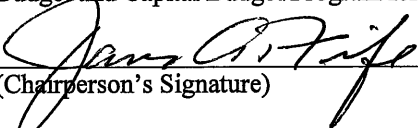
WHEREAS, the schedule of rates, fees and other charges in effect will produce sufficient revenues, together with all other anticipated revenues to satisfy all obligations to the holders of bonds of the Authority, to meet operating expenses, capital outlays, debt service requirements, and to provide for such reserves, all as may be required by law, regulation or terms of contracts and agreements; and

WHEREAS, the Capital Budget/Program, pursuant to N.J.A.C. 5:31-2, does not confer any authorization to raise or expend funds; rather it is a document to be used as part of the said Authority's planning and management objectives. Specific authorization to expend funds for the purposes described in this section of the budget, must be granted elsewhere; by bond resolution, by a project financing agreement, by resolution appropriating funds from the Renewal and Replacement Reserve or other means provided by law.

NOW, THEREFORE BE IT RESOLVED, by the governing body of the Harrison Redevelopment Agency, at an open public meeting held on October 11, 2016 that the Annual Budget, including all related schedules, and the Capital Budget/Program of the Harrison Redevelopment Agency for the fiscal year beginning, January 1, 2017 and ending, December 31, 2017 is hereby approved; and

BE IT FURTHER RESOLVED, that the anticipated revenues as reflected in the Annual Budget are of sufficient amount to meet all proposed expenditures/expenses and all covenants, terms and provisions as stipulated in the said Authority's outstanding debt obligations, capital lease arrangements, service contracts, and other pledged agreements; and

BE IT FURTHER RESOLVED, that the governing body of the Harrison Redevelopment Agency will consider the Annual Budget and Capital Budget/Program for adoption on November 14, 2016.


(Chairperson's Signature)

October 11, 2016
(Date)

| Governing Body Member: | Recorded Vote | | | |
|---------------------------------|---------------|-----|---------|--------|
| | Aye | Nay | Abstain | Absent |
| James A. Fife, Chairperson | X | | | |
| Anthony Comprelli, Commissioner | X | | | |
| Harold Stahl, Commissioner | X | | | |
| Douglas DaRocha, Commissioner | | | | X |
| Miguel Simoes, Commissioner | | | | X |
| Robert Gerris, Commissioner | X | | | |
| Raymond Lucas, Commissioner | | | | X |

2017 ADOPTION CERTIFICATION

Harrison Redevelopment Agency

(Name)

AUTHORITY BUDGET

FISCAL YEAR: **FROM:** January 1, 2017 **TO:** December 31, 2017

It is hereby certified that the Authority Budget and Capital Budget/Program annexed hereto is a true copy of the Budget adopted by the governing body of the Harrison Redevelopment Agency, pursuant to N.J.A.C. 5:31-2.3, on the 14th day of, November, 2016.

| | | | |
|----------------------|---|-------------|--------------|
| Officer's Signature: |  | | |
| Name: | James A. Fife | | |
| Title: | Chairperson | | |
| Address: | 318 Harrison Avenue Harrison, New Jersey 07029 | | |
| Phone Number: | 973-268-2440 | Fax Number: | 973-484-4575 |
| E-mail address | jafife@townofharrison.com | | |

2017 ADOPTED BUDGET RESOLUTION

Harrison Redevelopment Agency

(Name)

AUTHORITY

RESOLUTION NO. 2-11-2016

FISCAL YEAR: **FROM:** January 1, 2017 **TO:** December 31, 2017

WHEREAS, the Annual Budget and Capital Budget/Program for the Harrison Redevelopment Agency for the fiscal year beginning January 1, 2017 and ending, December 31, 2017 has been presented for adoption before the governing body of the Harrison Redevelopment Agency at its open public meeting of October 11, 2016; and


WHEREAS, the Annual Budget and Capital Budget as presented for adoption reflects each item of revenue and appropriation in the same amount and title as set forth in the introduced and approved budget, including all amendments thereto, if any, which have been approved by the Director of the Division of Local Government Services; and

WHEREAS, the Annual Budget as presented for adoption reflects Total Revenues of \$317,000.00, Total Appropriations, including any Accumulated Deficit, if any, of \$317,000.00 and Total Unrestricted Net Position utilized of \$ -0-; and

WHEREAS, the Capital Budget as presented for adoption reflects Total Capital Appropriations of \$ -0- and Total Unrestricted Net Position planned to be utilized of \$ -0-; and

NOW, THEREFORE BE IT RESOLVED, by the governing body of Harrison Redevelopment Agency, at an open public meeting held on November 14, 2016 that the Annual Budget and Capital Budget/Program of the Harrison Redevelopment Agency for the fiscal year beginning, January 1, 2017 and, ending, December 31, 2017 is hereby adopted and shall constitute appropriations for the purposes stated; and

BE IT FURTHER RESOLVED, that the Annual Budget and Capital Budget/Program as presented for adoption reflects each item of revenue and appropriation in the same amount and title as set forth in the introduced and approved budget, including all amendments thereto, if any, which have been approved by the Director of the Division of Local Government Services.


(Chairperson's Signature)

November 14, 2016
(Date)

| Governing Body Member: | Recorded Vote | | | | |
|---------------------------------|---------------|-----|---------|--------|---|
| | Aye | Nay | Abstain | Absent | |
| James A. Fife, Chairperson | X | | | | |
| Anthony Comprelli, Commissioner | X | | | | |
| Harold Stahl, Commissioner | X | | | | |
| Douglas DaRocha, Commissioner | | | | | X |
| Miguel Simoes, Commissioner | | | | | X |
| Robert Gerris, Commissioner | X | | | | |
| Raymond Lucas, Commissioner | | | | | X |

2017 AUTHORITY BUDGET

Narrative and Information Section

2017 AUTHORITY BUDGET MESSAGE & ANALYSIS

Harrison Redevelopment Agency

(Name)

AUTHORITY BUDGET

FISCAL YEAR: FROM: January 1, 2017 TO: December 31, 2017

Answer all questions below. Attach additional pages and schedules as needed.

1. Complete a brief statement on the 2017 proposed Annual Budget and make comparison to the 2016 adopted budget for each operation. Explain any variances over +/-10% (**As shown on budget page F-4 explain the reason for changes for each appropriation changing more than 10%**) for each line item by operation. Explanations of variances should include a description of the reason for the increase/decrease in the budgeted line item, not just an indication of the amount and percent of the change. Attach any supporting documentation that will help to explain the reason for the increase/decrease in the budgeted line item. For example, if anticipated service charges have increased 15% due to an increase in rates, provide a copy of the resolution authorizing the rate increase. The Cost of Health Benefits continue to raise. However, the cost of providing services for professionals have decreased because of more work being done internally.
2. Complete a brief statement on the impact the proposed Annual Budget will have on Anticipated Revenues, especially service charges and on the general purpose/component unit financial statements. Explain significant increases or decreases, if any. An increase or decrease is considered significant if it is over +/-10% (**As shown on budget page F-2 explain reason for change for each revenue changing more than 10%**) from the current year adopted budget. Administrative fees are part of the Redeveloper's Agreement and are reduced as more units are built out.
3. Describe the state of the local/regional economy and how it may impact the proposed Annual Budget, including the planned Capital Budget/Program. Redevelopers are continually willing to work in Harrison.
4. Describe the reasons for utilizing Unrestricted Net Position in the proposed Annual Budget, i.e. rate stabilization, debt service reduction, to balance the budget, etc. If the Authority's budget anticipates a use of Unrestricted Net Position, this question must be answered. N/A
5. Identify any sources of funds transferred to the County/Municipality as a budget subsidy or a shared service and explain the reason for the transfer (i.e.: to balance the County/Municipality budget, etc.). N/A
6. The proposed budget must not reflect an anticipated deficit from 2017 operations. If there exists an accumulated deficit from prior years' budgets (and funding is included in the proposed budget as a result of a prior deficit) explain the funding plan to eliminate said deficit (N.J.S.A. 40A:5A-12). If the Authority has a net deficit reported in its most recent audit, it must provide a deficit reduction plan in response to this question. (**Prepare a response to deficits caused by the implementation of GASB 68**) N/A
7. Attach a schedule of the Authority's existing rate structure (connection fees, parking fees, service charges, etc.) **if it has been changed since the prior year budget submission** and a schedule of the proposed rate structure for the upcoming fiscal year. Explain any proposed changes in the rate structure and attach the resolution approving the change in the rate structure, if applicable. N/A

AUTHORITY CONTACT INFORMATION

2017

Please complete the following information regarding this Authority. All information requested below must be completed.

| | | | |
|---------------------------|-------------------------------|-------------|--------------|
| Name of Authority: | Harrison Redevelopment Agency | | |
| Federal ID Number: | | | |
| Address: | 318 Harrison Avenue | | |
| City, State, Zip: | Harrison | NJ | 07029 |
| Phone: (ext.) | 973-268-2440 | Fax: | 973-484-4575 |

| | | | |
|----------------------------|---|-------------|--------------|
| Preparer's Name: | Joseph J. Faccone | | |
| Preparer's Address: | Samuel Klein and Company, CPA's 550 Broad Street, 11 th Floor | | |
| City, State, Zip: | Newark | NJ | 07102 |
| Phone: (ext.) | 973-624-6100 | Fax: | 973-624-6101 |
| E-mail: | jfaccone@sklein-cpa.com | | |

| | | | |
|---------------------------------|--|-------------|--------------|
| Chief Executive Officer: | James A. Fife | | |
| Phone: (ext.) | 973-268-2440 | Fax: | 973-484-4575 |
| E-mail: | jafife@townofharrison.com | | |

| | | | |
|---------------------------------|--|-------------|--|
| Chief Financial Officer: | | | |
| Phone: (ext.) | | Fax: | |
| E-mail: | | | |

| | | | |
|--------------------------|--|-------------|--------------|
| Name of Auditor: | Joseph J. Faccone | | |
| Name of Firm: | Samuel Klein and Company, CPA's | | |
| Address: | 550 Broad Street | | |
| City, State, Zip: | Newark | NJ | 07102 |
| Phone: (ext.) | 973-624-6100 | Fax: | 973-624-6101 |
| E-mail: | jfaccone@sklein-cpa.com | | |

AUTHORITY INFORMATIONAL QUESTIONNAIRE

Harrison Redevelopment Agency

(Name)

FISCAL YEAR: FROM: January 1, 2017 TO: December 31, 2017

Answer all questions below completely and attach additional information as required.

- 1) Provide the number of individuals employed in calendar year 2015 as reported on the Authority's Form W-3, Transmittal of Wage and Tax Statements: 3
- 2) Provide the amount of total salaries and wages for calendar year 2015 as reported on the Authority's Form W-3, Transmittal of Wage and Tax Statements: \$44,779.43
- 3) Provide the number of regular voting members of the governing body: 7
- 4) Provide the number of alternate voting members of the governing body: 0
- 5) Did any person listed on Page N-4 have a family or business relationship with any other person listed on Page N-4 during the current fiscal year? No If "yes," attach a description of the relationship including the names of the individuals involved and their positions at the Authority.
- 6) Did all individuals that were required to file a Financial Disclosure Statement for the current fiscal year because of their relationship with the Authority file the form as required? (Checked to see if individuals actually filed at http://fds.state.nj.us/njdca_prod/fdssearch.aspx before answering) Yes If "no," provide a list of those individuals who failed to file a Financial Disclosure Statement and an explanation as to the reason for their failure to file.
- 7) Does the Authority have any amounts receivable from current or former commissioners, officers, key employees or highest compensated employees? No If "yes," attach a list of those individuals, their position, the amount receivable, and a description of the amount due to the Authority.
- 8) Was the Authority a party to a business transaction with one of the following parties:
 - a. A current or former commissioner, officer, key employee, or highest compensated employee? No
 - b. A family member of a current or former commissioner, officer, key employee, or highest compensated employee? No
 - c. An entity of which a current or former commissioner, officer, key employee, or highest compensated employee (or family member thereof) was an officer or direct or indirect owner? NoIf the answer to any of the above is "yes," attach a description of the transaction including the name of the commissioner, officer, key employee, or highest compensated employee (or family member thereof) of the Authority; the name of the entity and relationship to the individual or family member; the amount paid; and whether the transaction was subject to a competitive bid process.
- 9) Did the Authority during the most recent fiscal year pay premiums, directly or indirectly, on a personal benefit contract? A personal benefit contract is generally any life insurance, annuity, or endowment contract that benefits, directly or indirectly, the transferor, a member of the transferor's family, or any other person designated by the transferor. No If "yes," attach a description of the arrangement, the premiums paid, and indicate the beneficiary of the contract.
- 10) Explain the Authority's process for determining compensation for all persons listed on Page N-4. Include whether the Authority's process includes any of the following: 1) review and approval by the commissioners or a committee thereof; 2) study or survey of compensation data for comparable positions in similarly sized entities; 3) annual or periodic performance evaluation; 4) independent compensation consultant; and/or 5) written employment contract. Attach a narrative of your Authority's procedures for all employees. The agency didn't hire a Executive Director in 2016, but if one is hired in 2017, there will be a written employment contract that details compensation. The Treasurer salary and administrative assistant were approved by the Commissioners. Any future hire's will also be approved.
- 11) Did the Authority pay for meals or catering during the current fiscal year? No If "yes," attach a detailed list of all meals and/or catering invoices for the current fiscal year and provide an explanation for each expenditure listed.

- 12) Did the Authority pay for travel expenses for any employee or individual listed on Page N-4? No *If "yes," **attach a detailed list of all travel expenses** for the current fiscal year and provide an explanation for each expenditure listed.*
- 13) Did the Authority provide any of the following to or for a person listed on Page N-4 or any other employee of the Authority:
- a. First class or charter travel No
 - b. Travel for companions No
 - c. Tax indemnification and gross-up payments No
 - d. Discretionary spending account No
 - e. Housing allowance or residence for personal use No
 - f. Payments for business use of personal residence No
 - g. Vehicle/auto allowance or vehicle for personal use No
 - h. Health or social club dues or initiation fees No
 - i. Personal services (i.e.: maid, chauffeur, chef) No
- If the answer to any of the above is "yes," attach a description of the transaction including the name and position of the individual and the amount expended.*
- 14) Did the Authority follow a written policy regarding payment or reimbursement for expenses incurred by employees and/or commissioners during the course of Authority business and does that policy require substantiation of expenses through receipts or invoices prior to reimbursement? Yes *If "no," attach an explanation of the Authority's process for reimbursing employees and commissioners for expenses. (If your authority does not allow for reimbursements indicate that in answer)*
- 15) Did the Authority make any payments to current or former commissioners or employees for severance or termination? No *If "yes," attach explanation including amount paid.*
- 16) Did the Authority make any payments to current or former commissioners or employees that were contingent upon the performance of the Authority or that were considered discretionary bonuses? No *If "yes," attach explanation including amount paid.*
- 17) Did the Authority comply with its Continuing Disclosure Agreements for all debt issuances outstanding by submitting its audited annual financial statements, annual operating data, and notice of material events to the Municipal Securities Rulemaking Board's Electronic Municipal Marketplace Access (EMMA) as required? N/A *If "no," attach a description of the Authority's plan to ensure compliance with its Continuing Disclosure Agreements in the future.*
- 18) Did the Authority receive any notices from the Department of Environmental Protection or any other entity regarding maintenance or repairs required to the Authority's systems to bring them into compliance with current regulations and standards that it has not yet taken action to remediate? No *If "yes," attach explanation as to why the Authority has not yet undertaken the required maintenance or repairs and describe the Authority's plan to address the conditions identified.*
- 19) Did the Authority receive any notices of fines or assessments from the Department of Environmental Protection or any other entity due to noncompliance with current regulations (i.e.: sewer overflow, etc.)? Yes *If "yes," attach a description of the event or condition that resulted in the fine or assessment and indicate the amount of the fine or assessment. A fine of \$37,500 was levied by the DEP for a violation of the Toxic Substance Control Act. The Agency was fined because they were the listed owner, but the Redeveloper paid the fine in accordance with their agreement.*

**AUTHORITY SCHEDULE OF COMMISSIONERS, OFFICERS, KEY EMPLOYEES,
HIGHEST COMPENSATED EMPLOYEES AND INDEPENDENT CONTRACTORS**

Harrison Redevelopment Agency

(Name)

FISCAL YEAR: **FROM:** January 1, 2017 **TO:** December 31, 2017

Complete the attached table for all persons required to be listed per #1-4 below.

- 1) List all of the Authority's current commissioners and officers and amount of compensation from the Authority and any other public entities as defined below. Enter zero if no compensation was paid.
- 2) List all of the Authority's key employees and highest compensated employees other than a commissioner or officer as defined below and amount of compensation from the Authority and any other public entities.
- 3) List all of the Authority's former officers, key employees and highest compensated employees who received more than \$100,000 in reportable compensation from the Authority and any other public entities during the most recent fiscal year completed.
- 4) List all of the Authority's former commissioners who received more than \$10,000 in reportable compensation from the Authority and any other public entities during the most recent fiscal year completed.

Commissioner: A member of the governing body of the authority with voting rights. Include alternates for purposes of this schedule.

Officer: A person elected or appointed to manage the authority's daily operations at any time during the year, such as the chairperson, vice-chairperson, secretary, or treasurer. For the purposes of this schedule, treat the authority's top management official and top financial official as officers. A member of the governing body may be both a commissioner and an officer for the purposes of this schedule.

Key employee: An employee or independent contractor of the authority (other than a commissioner or officer) who meets both of the following criteria:

- a) The individual received reportable compensation from the authority and other public entities in excess of \$150,000 for the most recent fiscal year completed; and
- b) The individual has responsibilities or influence over the authority as a whole or has power to control or determine 10% or more of the authority's capital expenditures or operating budget.

Highest compensated employee: One of the five highest compensated employees or independent contractors of the authority other than current commissioners, officers, or key employees whose aggregate reportable compensation from the authority and other public entities is greater than \$100,000 for the most recent fiscal year completed.

Compensation: All forms of cash and non-cash payments or benefits provided in exchange for services, including salaries and wages, bonuses, severance payments, deferred payments, retirement benefits, fringe benefits, and other financial arrangements or transactions such as personal vehicles, meals, housing, personal and family education benefits, below-market loans, payment of personal or family travel, entertainment, and personal use of the Authority's property. Compensation includes payments and other benefits provided to both employees and independent contractors in exchange for services.

Reportable compensation: The aggregate compensation that is reported (or is required to be reported) on Form W-2, box 1 or 5, whichever amount is greater, and/or Form 1099-MISC, box 7, for the most recent calendar year ended 60 days before the start of the proposed budget year. For example, for fiscal years ending December 31, 2017, the calendar year 2015 W-2 and 1099 should be used (60 days prior to start of budget year is November 1, 2016, with 2014 being the most recent calendar year ended), and for fiscal years ending June 30, 2018, the calendar year 2016 W-2 and 1099 should be used (60 days prior to start of budget year is May 1, 2017, with 2016 being the most recent calendar year ended).

Other Public Entity: Any municipality, county, local authority, fire district, or other government unit, regardless of whether it is related in any way to the Authority either by function or by physical location.

Authority Schedule of Commissioners, Officers, Key Employees, Highest Compensated Employees and Independent Contractors (Continued)

For the Period January 1, 2017 Harrison Redevelopment Agency
to December 31, 2017

| | | Reportable Compensation from Authority (W-2/ 1099) | | | | | | | | | | | | | | |
|----------------------|--------------|--|--------------|---------|--------------|------------------------------|---|--|-----------------------------------|---|----------------------|---|--|--|--|--|
| Name | Title | Average Hours per Week Dedicated to Position | Position | | | | Other (auto allowance, expense account, payment in lieu of health benefits, etc.) | Estimated amount of other compensation from the Authority (health benefits, pension, etc.) | Total Compensation from Authority | Names of Other Public Entities where Individual is an Employee or Member of the Governing Body (1) See note below | | Average Hours per Week Dedicated to Positions at Other Public Entities Listed in Column O | Estimated amount of other compensation from Other Public Entities (health benefits, pension, payment in lieu of health benefits, etc.) | | Total Compensation All Public Entities | |
| | | | Commissioner | Officer | Key Employee | Highest Compensated Employee | | | | Former | Base Salary/ Stipend | | Bonus | Positions held at Other Public Entities Listed in Column O | | Reportable Compensation from Other Public Entities (W-2/ 1099) |
| 1 James A. Fife | Chairperson | 7 X | X | | | | None | None | None | 0 | Harrison Town | Mayor | 20+ | \$ 2,500 | \$ - | \$ 2,500 |
| 2 Anthony Comprelli | Commissioner | 5 X | X | | | | None | None | None | 0 | None | None | | 0 | 0 | 0 |
| 3 Harold Stahl | Commissioner | 5 X | X | | | | None | None | None | 0 | Harrison Town | Dir Public Sfty | 30+ | 31,998 | 0 | 31,998 |
| 4 Douglas I. DaRocha | Commissioner | 5 X | X | | | | None | None | None | 0 | None | None | | 0 | 0 | 0 |
| 5 Miguel Simoes | Commissioner | 5 X | X | | | | None | None | None | 0 | None | None | | 0 | 0 | 0 |
| 6 Robert Gerris | Commissioner | 5 X | X | | | | None | None | None | 0 | None | None | | 0 | 0 | 0 |
| 7 Raymond Lucas | Commissioner | 5 X | X | | | | None | None | None | 0 | None | None | | 0 | 0 | 0 |
| 8 | | | | | | | | | | 0 | | | | | | 0 |
| 9 | | | | | | | | | | 0 | | | | | | 0 |
| 10 | | | | | | | | | | 0 | | | | | | 0 |
| 11 | | | | | | | | | | 0 | | | | | | 0 |
| 12 | | | | | | | | | | 0 | | | | | | 0 |
| 13 | | | | | | | | | | 0 | | | | | | 0 |
| 14 | | | | | | | | | | 0 | | | | | | 0 |
| 15 | | | | | | | | | | 0 | | | | | | 0 |
| Total: | | | | | | | \$ - | \$ - | \$ - | \$ - | ↑ | | | \$ 34,498 | \$ - | \$ 34,498 |

(1) Insert "None" in this column for each individual that does not hold a position with another Public Entity

The following contractors earned more than \$100,000 in total reportable compensation for the most recent year completed:

| | |
|-------------------------------|---------------|
| Castano Quigley, LLC | \$ 138,920.24 |
| Heyer, Gruel & Associates, PA | \$ 106,863.75 |

There were no employees.

Schedule of Health Benefits - Detailed Cost Analysis

Harrison Redevelopment Agency
For the Period January 1, 2017 to December 31, 2017

| | # of Covered Members (Medical & Rx) Proposed Budget | Annual Cost Estimate per Employee Proposed Budget | Total Cost Estimate Proposed Budget | # of Covered Members (Medical & Rx) Current Year | Annual Cost per Employee Current Year | Total Prior year Year Cost | \$ Increase (Decrease) | % Increase (Decrease) |
|---|--|---|--|---|---|-------------------------------|---------------------------|--------------------------|
| Active Employees - Health Benefits - Annual Cost | | | | | | | | |
| Single Coverage | 1 | \$ 15,840 | \$ 15,840 | | | \$ - | \$ 15,840 | #DIV/0! |
| Parent & Child | | | - | | | - | - | #DIV/0! |
| Employee & Spouse (or Partner) | | | - | | | - | - | #DIV/0! |
| Family | | | - | | | - | - | #DIV/0! |
| Employee Cost Sharing Contribution (enter as negative -) | | | | | | | - | #DIV/0! |
| Subtotal | 1 | | 15,840 | 0 | | - | 15,840 | #DIV/0! |
| Commissioners - Health Benefits - Annual Cost | | | | | | | | |
| Single Coverage | | | - | | | - | - | #DIV/0! |
| Parent & Child | | | - | | | - | - | #DIV/0! |
| Employee & Spouse (or Partner) | | | - | | | - | - | #DIV/0! |
| Family | | | - | | | - | - | #DIV/0! |
| Employee Cost Sharing Contribution (enter as negative -) | | | | | | | - | #DIV/0! |
| Subtotal | 0 | | - | 0 | | - | - | #DIV/0! |
| Retirees - Health Benefits - Annual Cost | | | | | | | | |
| Single Coverage | | | - | | | - | - | #DIV/0! |
| Parent & Child | | | - | | | - | - | #DIV/0! |
| Employee & Spouse (or Partner) | | | - | | | - | - | #DIV/0! |
| Family | | | - | | | - | - | #DIV/0! |
| Employee Cost Sharing Contribution (enter as negative -) | | | (4,752) | | | | (4,752) | #DIV/0! |
| Subtotal | 0 | | (4,752) | 0 | | - | (4,752) | #DIV/0! |
| GRAND TOTAL | 1 | | \$ 11,088 | 0 | | \$ - | \$ 11,088 | #DIV/0! |

Is medical coverage provided by the SHBP (Yes or No)? (Place Answer in Box)

Yes ☐ Yes or No

Is prescription drug coverage provided by the SHBP (Yes or No)? (Place Answer in Box)

Yes ☐ Yes or No

Note: Remember to Enter an amount in rows for Employee Cost Sharing

Schedule of Accumulated Liability for Compensated Absences

Harrison Redevelopment Agency
For the Period January 1, 2017 to December 31, 2017

Complete the below table for the Authority's accrued liability for compensated absences.

X Box if Authority has no Compensated Absences ☐ X

Legal Basis for Benefit
(check applicable items)

| Individuals Eligible for Benefit | Gross Days of Accumulated Compensated Absences at beginning of Current Year | Dollar Value of Accrued Compensated Absence Liability | Approved Labor Agreement | Resolution | Individual Employment Agreement |
|---|---|--|--------------------------------|------------|---------------------------------------|
| | | | | | |
| | | | | | |
| | | | | | |
| | | | | | |
| | | | | | |
| | | | | | |
| | | | | | |
| | | | | | |
| | | | | | |
| | | | | | |
| | | | | | |
| | | | | | |
| | | | | | |
| | | | | | |
| Total liability for accumulated compensated absences at beginning of current year | | \$ - | | | |

The total Amount Should agree to most recently issued audit report for the Authority

Schedule of Shared Service Agreements

For the Period Harrison Redevelopment Agency
January 1, 2017 to December 31, 2017

Enter the shared service agreements that the Authority currently engages in and identify the amount that is received/paid for those services.

| Name of Entity Providing Service | Name of Entity Receiving Service | Type of Shared Service Provided | Comments (Enter more specifics if needed) | Agreement | Agreement | Amount to be |
|----------------------------------|----------------------------------|---------------------------------|---|----------------|------------|-------------------------------------|
| | | | | Effective Date | End Date | Received by/ Paid from Authority |
| Town of Harrison | Harrison Redevelopment Agency | Payroll Services | | 1/1/2015 | 12/31/2017 | None |
| | | | | | | |
| | | | | | | |
| | | | | | | |
| | | | | | | |
| | | | | | | |
| | | | | | | |
| | | | | | | |
| | | | | | | |
| | | | | | | |
| | | | | | | |
| | | | | | | |
| | | | | | | |
| | | | | | | |

If No Shared Services X this Box ☐

2017 AUTHORITY BUDGET

Financial Schedules Section

SUMMARY

Harrison Redevelopment Agency
For the Period January 1, 2017 to December 31, 2017

| | FY 2017 Proposed Budget | | | | | | | FY 2016 Adopted Budget | \$ Increase (Decrease) Proposed vs. Adopted | % Increase (Decrease) Proposed vs. Adopted |
|--|--------------------------------|---------------------|-------------|-------------|-------------|-------------|-----------------------------|-------------------------------|--|---|
| | Redevelop ment | Operation #2 | N/A | N/A | N/A | N/A | Total All Operations | Total All Operations | All Operations | All Operations |
| REVENUES | | | | | | | | | | |
| Total Operating Revenues | \$ - | \$ - | \$ - | \$ - | \$ - | \$ - | \$ - | \$ - | \$ - | #DIV/0! |
| Total Non-Operating Revenues | 317,000 | - | - | - | - | - | 317,000 | 335,000 | (18,000) | -5.4% |
| Total Anticipated Revenues | 317,000 | - | - | - | - | - | 317,000 | 335,000 | (18,000) | -5.4% |
| APPROPRIATIONS | | | | | | | | | | |
| Total Administration | 98,500 | - | - | - | - | - | 98,500 | 100,000 | (1,500) | -1.5% |
| Total Cost of Providing Services | 218,500 | - | - | - | - | - | 218,500 | 235,000 | (16,500) | -7.0% |
| Total Principal Payments on Debt Service in Lieu of Depreciation | - | - | - | - | - | - | - | - | - | #DIV/0! |
| Total Operating Appropriations | 317,000 | - | - | - | - | - | 317,000 | 335,000 | (18,000) | -5.4% |
| Total Interest Payments on Debt | - | - | - | - | - | - | - | - | - | #DIV/0! |
| Total Other Non-Operating Appropriations | - | - | - | - | - | - | - | - | - | #DIV/0! |
| Total Non-Operating Appropriations | - | - | - | - | - | - | - | - | - | #DIV/0! |
| Accumulated Deficit | - | - | - | - | - | - | - | - | - | #DIV/0! |
| Total Appropriations and Accumulated Deficit | 317,000 | - | - | - | - | - | 317,000 | 335,000 | (18,000) | -5.4% |
| Less: Total Unrestricted Net Position Utilized | - | - | - | - | - | - | - | - | - | #DIV/0! |
| Net Total Appropriations | 317,000 | - | - | - | - | - | 317,000 | 335,000 | (18,000) | -5.4% |
| ANTICIPATED SURPLUS (DEFICIT) | \$ - | \$ - | \$ - | \$ - | \$ - | \$ - | \$ - | \$ - | \$ - | #DIV/0! |

Revenue Schedule

Harrison Redevelopment Agency

For the Period January 1, 2017 to December 31, 2017

| | FY 2017 Proposed Budget | | | | | | FY 2016 Adopted Budget | \$ Increase (Decrease) Proposed vs. Adopted | % Increase (Decrease) Proposed vs. Adopted |
|--|--------------------------------|--------------|-------------|-------------|-------------|-------------|-------------------------------|--|---|
| | Redevelopment | Operation #2 | N/A | N/A | N/A | N/A | Total All Operations | All Operations | All Operations |
| OPERATING REVENUES | | | | | | | | | |
| <i>Service Charges</i> | | | | | | | | | |
| Residential | | | | | | | \$ - | \$ - | #DIV/0! |
| Business/Commercial | | | | | | | - | - | #DIV/0! |
| Industrial | | | | | | | - | - | #DIV/0! |
| Intergovernmental | | | | | | | - | - | #DIV/0! |
| Other | | | | | | | - | - | #DIV/0! |
| Total Service Charges | - | - | - | - | - | - | - | - | #DIV/0! |
| <i>Connection Fees</i> | | | | | | | | | |
| Residential | | | | | | | - | - | #DIV/0! |
| Business/Commercial | | | | | | | - | - | #DIV/0! |
| Industrial | | | | | | | - | - | #DIV/0! |
| Intergovernmental | | | | | | | - | - | #DIV/0! |
| Other | | | | | | | - | - | #DIV/0! |
| Total Connection Fees | - | - | - | - | - | - | - | - | #DIV/0! |
| <i>Parking Fees</i> | | | | | | | | | |
| Meters | | | | | | | - | - | #DIV/0! |
| Permits | | | | | | | - | - | #DIV/0! |
| Fines/Penalties | | | | | | | - | - | #DIV/0! |
| Other | | | | | | | - | - | #DIV/0! |
| Total Parking Fees | - | - | - | - | - | - | - | - | #DIV/0! |
| <i>Other Operating Revenues (List)</i> | | | | | | | | | |
| Type in (Grant, Other Rev) | | | | | | | - | - | #DIV/0! |
| Type in (Grant, Other Rev) | | | | | | | - | - | #DIV/0! |
| Type in (Grant, Other Rev) | | | | | | | - | - | #DIV/0! |
| Type in (Grant, Other Rev) | | | | | | | - | - | #DIV/0! |
| Type in (Grant, Other Rev) | | | | | | | - | - | #DIV/0! |
| Type in (Grant, Other Rev) | | | | | | | - | - | #DIV/0! |
| Type in (Grant, Other Rev) | | | | | | | - | - | #DIV/0! |
| Type in (Grant, Other Rev) | | | | | | | - | - | #DIV/0! |
| Type in (Grant, Other Rev) | | | | | | | - | - | #DIV/0! |
| Type in (Grant, Other Rev) | | | | | | | - | - | #DIV/0! |
| Type in (Grant, Other Rev) | | | | | | | - | - | #DIV/0! |
| Total Other Revenue | - | - | - | - | - | - | - | - | #DIV/0! |
| Total Operating Revenues | - | - | - | - | - | - | - | - | #DIV/0! |
| NON-OPERATING REVENUES | | | | | | | | | |
| <i>Other Non-Operating Revenues (List)</i> | | | | | | | | | |
| Administrative Fees | 117,000 | | | | | | 117,000 | 135,000 | (18,000) -13.3% |
| Reimbursements - Redevelopers | 200,000 | | | | | | 200,000 | 200,000 | - 0.0% |
| Type in | | | | | | | - | - | #DIV/0! |
| Type in | | | | | | | - | - | #DIV/0! |
| Type in | | | | | | | - | - | #DIV/0! |
| Type in | | | | | | | - | - | #DIV/0! |
| Total Other Non-Operating Revenue | 317,000 | - | - | - | - | - | 317,000 | 335,000 | (18,000) -5.4% |
| <i>Interest on Investments & Deposits (List)</i> | | | | | | | | | |
| Interest Earned | | | | | | | - | - | #DIV/0! |
| Penalties | | | | | | | - | - | #DIV/0! |
| Other | | | | | | | - | - | #DIV/0! |
| Total Interest | - | - | - | - | - | - | - | - | #DIV/0! |
| Total Non-Operating Revenues | 317,000 | - | - | - | - | - | 317,000 | 335,000 | (18,000) -5.4% |
| TOTAL ANTICIPATED REVENUES | \$ 317,000 | \$ - | \$ - | \$ - | \$ - | \$ - | \$ 317,000 | \$ 335,000 | \$ (18,000) -5.4% |

Prior Year Adopted Revenue Schedule

Harrison Redevelopment Agency

FY 2016 Adopted Budget

| | Redevelop ment | Operation #2 | N/A | N/A | N/A | N/A | Total All Operations |
|---|-------------------|-----------------|-------------|-------------|-------------|-------------|-------------------------|
| OPERATING REVENUES | | | | | | | |
| <i>Service Charges</i> | | | | | | | |
| Residential | | | | | | | \$ - |
| Business/Commercial | | | | | | | - |
| Industrial | | | | | | | - |
| Intergovernmental | | | | | | | - |
| Other | | | | | | | - |
| Total Service Charges | - | - | - | - | - | - | - |
| <i>Connection Fees</i> | | | | | | | |
| Residential | | | | | | | - |
| Business/Commercial | | | | | | | - |
| Industrial | | | | | | | - |
| Intergovernmental | | | | | | | - |
| Other | | | | | | | - |
| Total Connection Fees | - | - | - | - | - | - | - |
| <i>Parking Fees</i> | | | | | | | |
| Meters | | | | | | | - |
| Permits | | | | | | | - |
| Fines/Penalties | | | | | | | - |
| Other | | | | | | | - |
| Total Parking Fees | - | - | - | - | - | - | - |
| <i>Other Operating Revenues (List)</i> | | | | | | | |
| Type in (Grant, Other Rev) | | | | | | | - |
| Type in (Grant, Other Rev) | | | | | | | - |
| Type in (Grant, Other Rev) | | | | | | | - |
| Type in (Grant, Other Rev) | | | | | | | - |
| Type in (Grant, Other Rev) | | | | | | | - |
| Type in (Grant, Other Rev) | | | | | | | - |
| Type in (Grant, Other Rev) | | | | | | | - |
| Type in (Grant, Other Rev) | | | | | | | - |
| Type in (Grant, Other Rev) | | | | | | | - |
| Type in (Grant, Other Rev) | | | | | | | - |
| Type in (Grant, Other Rev) | | | | | | | - |
| Total Other Revenue | - | - | - | - | - | - | - |
| Total Operating Revenues | - | - | - | - | - | - | - |
| NON-OPERATING REVENUES | | | | | | | |
| <i>Other Non-Operating Revenues (List)</i> | | | | | | | |
| Administrative Fees | 135,000 | | | | | | 135,000 |
| Reimbursements - Redevelopers | 200,000 | | | | | | 200,000 |
| Type in | | | | | | | - |
| Type in | | | | | | | - |
| Type in | | | | | | | - |
| Type in | | | | | | | - |
| <i>Other Non-Operating Revenues</i> | 335,000 | - | - | - | - | - | 335,000 |
| <i>Interest on Investments & Deposits</i> | | | | | | | |
| Interest Earned | | | | | | | - |
| Penalties | | | | | | | - |
| Other | | | | | | | - |
| Total Interest | - | - | - | - | - | - | - |
| Total Non-Operating Revenues | 335,000 | - | - | - | - | - | 335,000 |
| TOTAL ANTICIPATED REVENUES | \$ 335,000 | \$ - | \$ - | \$ - | \$ - | \$ - | \$ 335,000 |

Appropriations Schedule

Harrison Redevelopment Agency

For the Period January 1, 2017 to December 31, 2017

| | FY 2017 Proposed Budget | | | | | | FY 2016 Adopted Budget | \$ Increase (Decrease) Proposed vs. Adopted | % Increase (Decrease) Proposed vs. Adopted |
|--|--------------------------------|--------------|------|------|------|------|-------------------------------|--|---|
| | Redevelopm ent | Operation #2 | N/A | N/A | N/A | N/A | Total All Operations | Total All Operations | All Operations |
| OPERATING APPROPRIATIONS | | | | | | | | | |
| <i>Administration - Personnel</i> | | | | | | | | | |
| Salary & Wages | \$ 85,000 | | | | | | \$ 85,000 | \$ - | 0.0% |
| Fringe Benefits | 11,500 | | | | | | 10,000 | 1,500 | 15.0% |
| Total Administration - Personnel | 96,500 | - | - | - | - | - | 95,000 | 1,500 | 1.6% |
| <i>Administration - Other (List)</i> | | | | | | | | | |
| Type in Description | | | | | | | - | - | #DIV/0! |
| Type in Description | | | | | | | - | - | #DIV/0! |
| Type in Description | | | | | | | - | - | #DIV/0! |
| Type in Description | | | | | | | - | - | #DIV/0! |
| Miscellaneous Administration* | 2,000 | | | | | | 5,000 | (3,000) | -60.0% |
| Total Administration - Other | 2,000 | - | - | - | - | - | 5,000 | (3,000) | -60.0% |
| Total Administration | 98,500 | - | - | - | - | - | 100,000 | (1,500) | -1.5% |
| <i>Cost of Providing Services - Personnel</i> | | | | | | | | | |
| Salary & Wages | | | | | | | - | - | #DIV/0! |
| Fringe Benefits | | | | | | | - | - | #DIV/0! |
| Total COPS - Personnel | - | - | - | - | - | - | - | - | #DIV/0! |
| <i>Cost of Providing Services - Other (List)</i> | | | | | | | | | |
| Legal Fees | 138,000 | | | | | | 150,000 | (12,000) | -8.0% |
| Planning | 27,000 | | | | | | 25,000 | 2,000 | 8.0% |
| Financial Consultant | 20,000 | | | | | | 25,000 | (5,000) | -20.0% |
| Audit | 21,500 | | | | | | 20,000 | 1,500 | 7.5% |
| Miscellaneous COPS* | 12,000 | | | | | | 15,000 | (3,000) | -20.0% |
| Total COPS - Other | 218,500 | - | - | - | - | - | 235,000 | (16,500) | -7.0% |
| Total Cost of Providing Services | 218,500 | - | - | - | - | - | 235,000 | (16,500) | -7.0% |
| Total Principal Payments on Debt Service In Lieu of Depreciation | - | - | - | - | - | - | - | - | #DIV/0! |
| Total Operating Appropriations | 317,000 | - | - | - | - | - | 335,000 | (18,000) | -5.4% |
| NON-OPERATING APPROPRIATIONS | | | | | | | | | |
| Total Interest Payments on Debt | - | - | - | - | - | - | - | - | #DIV/0! |
| Operations & Maintenance Reserve | | | | | | | - | - | #DIV/0! |
| Renewal & Replacement Reserve | | | | | | | - | - | #DIV/0! |
| Municipality/County Appropriation | | | | | | | - | - | #DIV/0! |
| Other Reserves | | | | | | | - | - | #DIV/0! |
| Total Non-Operating Appropriations | - | - | - | - | - | - | - | - | #DIV/0! |
| TOTAL APPROPRIATIONS | 317,000 | - | - | - | - | - | 335,000 | (18,000) | -5.4% |
| ACCUMULATED DEFICIT | | | | | | | - | - | #DIV/0! |
| TOTAL APPROPRIATIONS & ACCUMULATED DEFICIT | 317,000 | - | - | - | - | - | 335,000 | (18,000) | -5.4% |
| UNRESTRICTED NET POSITION UTILIZED | | | | | | | | | |
| Municipality/County Appropriation | - | - | - | - | - | - | - | - | #DIV/0! |
| Other | | | | | | | - | - | #DIV/0! |
| Total Unrestricted Net Position Utilized | - | - | - | - | - | - | - | - | #DIV/0! |
| TOTAL NET APPROPRIATIONS | \$ 317,000 | \$ - | \$ - | \$ - | \$ - | \$ - | \$ 335,000 | \$ (18,000) | -5.4% |

* Miscellaneous line items may not exceed 5% of total operating appropriations shown below. If amount in miscellaneous is greater than the amount shown below, then the line item must be itemized above.

5% of Total Operating Appropriations \$ 15,850.00 \$ - \$ - \$ - \$ - \$ - \$ - \$ 15,850.00

Prior Year Adopted Appropriations Schedule

Harrison Redevelopment Agency

FY 2016 Adopted Budget

| | Redevelopme nt | Operation #2 | N/A | N/A | N/A | N/A | Total All Operations |
|--|-------------------|-----------------|------|------|------|------|-------------------------|
| OPERATING APPROPRIATIONS | | | | | | | |
| <i>Administration - Personnel</i> | | | | | | | |
| Salary & Wages | \$ 85,000 | | | | | | \$ 85,000 |
| Fringe Benefits | 10,000 | | | | | | 10,000 |
| Total Administration - Personnel | 95,000 | - | - | - | - | - | 95,000 |
| <i>Administration - Other (List)</i> | | | | | | | |
| Type In Description | | | | | | | - |
| Type In Description | | | | | | | - |
| Type In Description | | | | | | | - |
| Type In Description | | | | | | | - |
| Miscellaneous Administration* | 5,000 | | | | | | 5,000 |
| Total Administration - Other | 5,000 | - | - | - | - | - | 5,000 |
| Total Administration | 100,000 | - | - | - | - | - | 100,000 |
| <i>Cost of Providing Services - Personnel</i> | | | | | | | |
| Salary & Wages | | | | | | | - |
| Fringe Benefits | | | | | | | - |
| Total COPS - Personnel | - | - | - | - | - | - | - |
| <i>Cost of Providing Services - Other (List)</i> | | | | | | | |
| Legal Fees | 150,000 | | | | | | 150,000 |
| Planning | 25,000 | | | | | | 25,000 |
| Financial Consultant | 25,000 | | | | | | 25,000 |
| Audit | 20,000 | | | | | | 20,000 |
| Miscellaneous COPS* | 15,000 | | | | | | 15,000 |
| Total COPS - Other | 235,000 | - | - | - | - | - | 235,000 |
| Total Cost of Providing Services | 235,000 | - | - | - | - | - | 235,000 |
| Total Principal Payments on Debt Service in Lieu of Depreciation | - | - | - | - | - | - | - |
| Total Operating Appropriations | 335,000 | - | - | - | - | - | 335,000 |
| NON-OPERATING APPROPRIATIONS | | | | | | | |
| Total Interest Payments on Debt | - | - | - | - | - | - | - |
| Operations & Maintenance Reserve | | | | | | | - |
| Renewal & Replacement Reserve | | | | | | | - |
| Municipality/County Appropriation | | | | | | | - |
| Other Reserves | | | | | | | - |
| Total Non-Operating Appropriations | - | - | - | - | - | - | - |
| TOTAL APPROPRIATIONS | 335,000 | - | - | - | - | - | 335,000 |
| ACCUMULATED DEFICIT | | | | | | | - |
| TOTAL APPROPRIATIONS & ACCUMULATED DEFICIT | 335,000 | - | - | - | - | - | 335,000 |
| UNRESTRICTED NET POSITION UTILIZED | | | | | | | |
| Municipality/County Appropriation | - | - | - | - | - | - | - |
| Other | | | | | | | - |
| Total Unrestricted Net Position Utilized | - | - | - | - | - | - | - |
| TOTAL NET APPROPRIATIONS | \$ 335,000 | \$ - | \$ - | \$ - | \$ - | \$ - | \$ 335,000 |

* Miscellaneous line items may not exceed 5% of total operating appropriations shown below. If amount in miscellaneous is greater than the amount shown below, then the line item must be itemized above.

5% of Total Operating Appropriations \$ 16,750.00 \$ - \$ - \$ - \$ - \$ - \$ - \$ 16,750.00

Debt Service Schedule - Principal

Harrison Redevelopment Agency

If Authority has no debt X this box

X

Fiscal Year Ending in

| | Adopted Budget Year 2016 | Proposed Budget Year 2017 | 2018 | 2019 | 2020 | 2021 | 2022 | Thereafter | Total Principal Outstanding |
|---------------------------------------|-----------------------------|---------------------------------|-------------|-------------|-------------|-------------|-------------|-------------|--------------------------------|
| <i>Redevelopment</i> | | | | | | | | | |
| Type in Issue Name | | | | | | | | | \$ - |
| Type in Issue Name | | | | | | | | | - |
| Type in Issue Name | | | | | | | | | - |
| Type in Issue Name | | | | | | | | | - |
| Total Principal | - | - | - | - | - | - | - | - | - |
| <i>Operation #2</i> | | | | | | | | | |
| Type in Issue Name | | | | | | | | | - |
| Type in Issue Name | | | | | | | | | - |
| Type in Issue Name | | | | | | | | | - |
| Type in Issue Name | | | | | | | | | - |
| Total Principal | - | - | - | - | - | - | - | - | - |
| <i>N/A</i> | | | | | | | | | |
| Type in Issue Name | | | | | | | | | - |
| Type in Issue Name | | | | | | | | | - |
| Type in Issue Name | | | | | | | | | - |
| Type in Issue Name | | | | | | | | | - |
| Total Principal | - | - | - | - | - | - | - | - | - |
| <i>N/A</i> | | | | | | | | | |
| Type in Issue Name | | | | | | | | | - |
| Type in Issue Name | | | | | | | | | - |
| Type in Issue Name | | | | | | | | | - |
| Type in Issue Name | | | | | | | | | - |
| Total Principal | - | - | - | - | - | - | - | - | - |
| <i>N/A</i> | | | | | | | | | |
| Type in Issue Name | | | | | | | | | - |
| Type in Issue Name | | | | | | | | | - |
| Type in Issue Name | | | | | | | | | - |
| Type in Issue Name | | | | | | | | | - |
| Total Principal | - | - | - | - | - | - | - | - | - |
| <i>N/A</i> | | | | | | | | | |
| Type in Issue Name | | | | | | | | | - |
| Type in Issue Name | | | | | | | | | - |
| Type in Issue Name | | | | | | | | | - |
| Type in Issue Name | | | | | | | | | - |
| Total Principal | - | - | - | - | - | - | - | - | - |
| <i>N/A</i> | | | | | | | | | |
| Type in Issue Name | | | | | | | | | - |
| Type in Issue Name | | | | | | | | | - |
| Type in Issue Name | | | | | | | | | - |
| Type in Issue Name | | | | | | | | | - |
| Total Principal | - | - | - | - | - | - | - | - | - |
| TOTAL PRINCIPAL ALL OPERATIONS | \$ - | \$ - | \$ - | \$ - | \$ - | \$ - | \$ - | \$ - | \$ - |

Indicate the Authority's most recent bond rating and the year of the rating by ratings service.

| | <u>Moody's</u> | <u>Fitch</u> | <u>Standard & Poors</u> |
|---------------------|----------------|--------------|-----------------------------|
| Bond Rating | | | |
| Year of Last Rating | | | |

Debt Service Schedule - Interest

Harrison Redevelopment Agency

If Authority has no debt X this box

X

Fiscal Year Ending in

| | Adopted Budget Year 2016 | Proposed Budget Year 2017 | 2018 | 2019 | 2020 | 2021 | 2022 | Thereafter | Total Interest Payments Outstanding |
|--------------------------------------|-----------------------------|---------------------------------|-------------|-------------|-------------|-------------|-------------|-------------|---|
| <i>Redevelopment</i> | | | | | | | | | |
| Type in Issue Name | | | | | | | | | \$ - |
| Type in Issue Name | | | | | | | | | - |
| Type in Issue Name | | | | | | | | | - |
| Type in Issue Name | | | | | | | | | - |
| Total Interest Payments | - | - | - | - | - | - | - | - | - |
| <i>Operation #2</i> | | | | | | | | | |
| Type in Issue Name | | | | | | | | | - |
| Type in Issue Name | | | | | | | | | - |
| Type in Issue Name | | | | | | | | | - |
| Type in Issue Name | | | | | | | | | - |
| Total Interest Payments | - | - | - | - | - | - | - | - | - |
| <i>N/A</i> | | | | | | | | | |
| Type in Issue Name | | | | | | | | | - |
| Type in Issue Name | | | | | | | | | - |
| Type in Issue Name | | | | | | | | | - |
| Type in Issue Name | | | | | | | | | - |
| Total Interest Payments | - | - | - | - | - | - | - | - | - |
| <i>N/A</i> | | | | | | | | | |
| Type in Issue Name | | | | | | | | | - |
| Type in Issue Name | | | | | | | | | - |
| Type in Issue Name | | | | | | | | | - |
| Type in Issue Name | | | | | | | | | - |
| Total Interest Payments | - | - | - | - | - | - | - | - | - |
| <i>N/A</i> | | | | | | | | | |
| Type in Issue Name | | | | | | | | | - |
| Type in Issue Name | | | | | | | | | - |
| Type in Issue Name | | | | | | | | | - |
| Type in Issue Name | | | | | | | | | - |
| Total Interest Payments | - | - | - | - | - | - | - | - | - |
| <i>N/A</i> | | | | | | | | | |
| Type in Issue Name | | | | | | | | | - |
| Type in Issue Name | | | | | | | | | - |
| Type in Issue Name | | | | | | | | | - |
| Type in Issue Name | | | | | | | | | - |
| Total Interest Payments | - | - | - | - | - | - | - | - | - |
| TOTAL INTEREST ALL OPERATIONS | \$ - | \$ - | \$ - | \$ - | \$ - | \$ - | \$ - | \$ - | \$ - |

Net Position Reconciliation

Harrison Redevelopment Agency
For the Period January 1, 2017 to December 31, 2017

FY 2017 Proposed Budget

| | Redevelop ment | Operation #2 | N/A | N/A | N/A | N/A | Total All Operations |
|--|-------------------|-----------------|------|------|------|------|-------------------------|
| TOTAL NET POSITION BEGINNING OF CURRENT YEAR (1) | \$ 13,045 | | | | | | \$ 13,045 |
| Less: Invested in Capital Assets, Net of Related Debt (1) | | | | | | | - |
| Less: Restricted for Debt Service Reserve (1) | | | | | | | - |
| Less: Other Restricted Net Position (1) | | | | | | | - |
| Total Unrestricted Net Position (1) | 13,045 | - | - | - | - | - | 13,045 |
| Less: Designated for Non-Operating Improvements & Repairs | | | | | | | - |
| Less: Designated for Rate Stabilization | | | | | | | - |
| Less: Other Designated by Resolution | | | | | | | - |
| Plus: Accrued Unfunded Pension Liability (1) | | | | | | | - |
| Plus: Accrued Unfunded Other Post-Employment Benefit Liability (1) | | | | | | | - |
| Plus: Estimated Income (Loss) on Current Year Operations (2) | 100 | | | | | | 100 |
| Plus: Other Adjustments (attach schedule) | | | | | | | - |
| UNRESTRICTED NET POSITION AVAILABLE FOR USE IN PROPOSED BUDGET | 13,145 | - | - | - | - | - | 13,145 |
| Unrestricted Net Position Utilized to Balance Proposed Budget | - | - | - | - | - | - | - |
| Unrestricted Net Position Utilized in Proposed Capital Budget | - | - | - | - | - | - | - |
| Appropriation to Municipality/County (3) | - | - | - | - | - | - | - |
| Total Unrestricted Net Position Utilized in Proposed Budget | - | - | - | - | - | - | - |
| PROJECTED UNRESTRICTED UNDESIGNATED NET POSITION AT END OF YEAR (4) | \$ 13,145 | \$ - | \$ - | \$ - | \$ - | \$ - | \$ 13,145 |

(1) Total of all operations for this line item must agree to audited financial statements.

(2) Include budgeted and unbudgeted use of unrestricted net position in the current year's operations.

(3) Amount may not exceed 5% of total operating appropriations. See calculation below.

Maximum Allowable Appropriation to Municipality/County \$ 15,850 \$ - \$ - \$ - \$ - \$ - \$ 15,850

(4) If Authority is projecting a deficit for any operation at the end of the budget period, the Authority must attach a statement explaining its plan to reduce the deficit, including the timeline for elimination of the deficit, if not already detailed in the budget narrative section.

SUMMARY

Harrison Redevelopment Agency
For the Period January 1, 2017 to December 31, 2017

| | FY 2017 Proposed Budget | | | | | | FY 2016 Adopted Budget | \$ Increase (Decrease) Proposed vs. Adopted | % Increase (Decrease) Proposed vs. Adopted |
|--|--------------------------------|-----------------|-------------|-------------|-------------|-------------|-------------------------------|--|---|
| | Redevelop- ment | Operation #2 | N/A | N/A | N/A | N/A | Total All Operations | All Operations | All Operations |
| REVENUES | | | | | | | | | |
| Total Operating Revenues | \$ - | \$ - | \$ - | \$ - | \$ - | \$ - | \$ - | \$ - | #DIV/0! |
| Total Non-Operating Revenues | 317,000 | - | - | - | - | - | 317,000 | (18,000) | -5.4% |
| Total Anticipated Revenues | 317,000 | - | - | - | - | - | 317,000 | (18,000) | -5.4% |
| APPROPRIATIONS | | | | | | | | | |
| Total Administration | 98,500 | - | - | - | - | - | 98,500 | (1,500) | -1.5% |
| Total Cost of Providing Services | 218,500 | - | - | - | - | - | 218,500 | (16,500) | -7.0% |
| Total Principal Payments on Debt Service in Lieu of Depreciation | - | - | - | - | - | - | - | - | #DIV/0! |
| Total Operating Appropriations | 317,000 | - | - | - | - | - | 317,000 | (18,000) | -5.4% |
| Total Interest Payments on Debt | - | - | - | - | - | - | - | - | #DIV/0! |
| Total Other Non-Operating Appropriations | - | - | - | - | - | - | - | - | #DIV/0! |
| Total Non-Operating Appropriations | - | - | - | - | - | - | - | - | #DIV/0! |
| Accumulated Deficit | - | - | - | - | - | - | - | - | #DIV/0! |
| Total Appropriations and Accumulated Deficit | 317,000 | - | - | - | - | - | 317,000 | (18,000) | -5.4% |
| Less: Total Unrestricted Net Position Utilized | - | - | - | - | - | - | - | - | #DIV/0! |
| Net Total Appropriations | 317,000 | - | - | - | - | - | 317,000 | (18,000) | -5.4% |
| ANTICIPATED SURPLUS (DEFICIT) | \$ - | \$ - | \$ - | \$ - | \$ - | \$ - | \$ - | \$ - | #DIV/0! |

Revenue Schedule

Harrison Redevelopment Agency

For the Period January 1, 2017 to December 31, 2017

| | FY 2017 Proposed Budget | | | | | | FY 2016 Adopted Budget | \$ Increase (Decrease) Proposed vs. Adopted | % Increase (Decrease) Proposed vs. Adopted |
|--|--------------------------------|--------------|-------------|-------------|-------------|-------------|-------------------------------|--|---|
| | Redevelop ment | Operation #2 | N/A | N/A | N/A | N/A | Total All Operations | Total All Operations | All Operations |
| OPERATING REVENUES | | | | | | | | | |
| <i>Service Charges</i> | | | | | | | | | |
| Residential | | | | | | | \$ - | \$ - | #DIV/0! |
| Business/Commercial | | | | | | | - | - | #DIV/0! |
| Industrial | | | | | | | - | - | #DIV/0! |
| Intergovernmental | | | | | | | - | - | #DIV/0! |
| Other | | | | | | | - | - | #DIV/0! |
| Total Service Charges | - | - | - | - | - | - | - | - | #DIV/0! |
| <i>Connection Fees</i> | | | | | | | | | |
| Residential | | | | | | | - | - | #DIV/0! |
| Business/Commercial | | | | | | | - | - | #DIV/0! |
| Industrial | | | | | | | - | - | #DIV/0! |
| Intergovernmental | | | | | | | - | - | #DIV/0! |
| Other | | | | | | | - | - | #DIV/0! |
| Total Connection Fees | - | - | - | - | - | - | - | - | #DIV/0! |
| <i>Parking Fees</i> | | | | | | | | | |
| Meters | | | | | | | - | - | #DIV/0! |
| Permits | | | | | | | - | - | #DIV/0! |
| Fines/Penalties | | | | | | | - | - | #DIV/0! |
| Other | | | | | | | - | - | #DIV/0! |
| Total Parking Fees | - | - | - | - | - | - | - | - | #DIV/0! |
| <i>Other Operating Revenues (List)</i> | | | | | | | | | |
| Type In (Grant, Other Rev) | | | | | | | - | - | #DIV/0! |
| Type In (Grant, Other Rev) | | | | | | | - | - | #DIV/0! |
| Type In (Grant, Other Rev) | | | | | | | - | - | #DIV/0! |
| Type In (Grant, Other Rev) | | | | | | | - | - | #DIV/0! |
| Type In (Grant, Other Rev) | | | | | | | - | - | #DIV/0! |
| Type In (Grant, Other Rev) | | | | | | | - | - | #DIV/0! |
| Type In (Grant, Other Rev) | | | | | | | - | - | #DIV/0! |
| Type In (Grant, Other Rev) | | | | | | | - | - | #DIV/0! |
| Type In (Grant, Other Rev) | | | | | | | - | - | #DIV/0! |
| Type In (Grant, Other Rev) | | | | | | | - | - | #DIV/0! |
| Total Other Revenue | - | - | - | - | - | - | - | - | #DIV/0! |
| Total Operating Revenues | - | - | - | - | - | - | - | - | #DIV/0! |
| NON-OPERATING REVENUES | | | | | | | | | |
| <i>Other Non-Operating Revenues (List)</i> | | | | | | | | | |
| Administrative Fees | 117,000 | | | | | | 117,000 | 135,000 | (18,000) -13.3% |
| Reimbursements - Redevelopers | 200,000 | | | | | | 200,000 | 200,000 | - 0.0% |
| Type In | | | | | | | - | - | #DIV/0! |
| Type In | | | | | | | - | - | #DIV/0! |
| Type In | | | | | | | - | - | #DIV/0! |
| Type In | | | | | | | - | - | #DIV/0! |
| Total Other Non-Operating Revenue | 317,000 | - | - | - | - | - | 317,000 | 335,000 | (18,000) -5.4% |
| <i>Interest on Investments & Deposits (List)</i> | | | | | | | | | |
| Interest Earned | | | | | | | - | - | #DIV/0! |
| Penalties | | | | | | | - | - | #DIV/0! |
| Other | | | | | | | - | - | #DIV/0! |
| Total Interest | - | - | - | - | - | - | - | - | #DIV/0! |
| Total Non-Operating Revenues | 317,000 | - | - | - | - | - | 317,000 | 335,000 | (18,000) -5.4% |
| TOTAL ANTICIPATED REVENUES | \$ 317,000 | \$ - | \$ - | \$ - | \$ - | \$ - | \$ 317,000 | \$ 335,000 | \$ (18,000) -5.4% |

Prior Year Adopted Revenue Schedule

Harrison Redevelopment Agency

| | FY 2016 Adopted Budget | | | | | | |
|---|------------------------|-------------|-------------|-------------|-------------|-------------|-------------------|
| | Redevelop | Operation | N/A | N/A | N/A | N/A | Total All |
| | ment | #2 | | | | | Operations |
| OPERATING REVENUES | | | | | | | |
| <i>Service Charges</i> | | | | | | | |
| Residential | | | | | | | \$ - |
| Business/Commercial | | | | | | | - |
| Industrial | | | | | | | - |
| Intergovernmental | | | | | | | - |
| Other | | | | | | | - |
| Total Service Charges | - | - | - | - | - | - | - |
| <i>Connection Fees</i> | | | | | | | |
| Residential | | | | | | | - |
| Business/Commercial | | | | | | | - |
| Industrial | | | | | | | - |
| Intergovernmental | | | | | | | - |
| Other | | | | | | | - |
| Total Connection Fees | - | - | - | - | - | - | - |
| <i>Parking Fees</i> | | | | | | | |
| Meters | | | | | | | - |
| Permits | | | | | | | - |
| Fines/Penalties | | | | | | | - |
| Other | | | | | | | - |
| Total Parking Fees | - | - | - | - | - | - | - |
| <i>Other Operating Revenues (List)</i> | | | | | | | |
| Type in (Grant, Other Rev) | | | | | | | - |
| Type in (Grant, Other Rev) | | | | | | | - |
| Type in (Grant, Other Rev) | | | | | | | - |
| Type in (Grant, Other Rev) | | | | | | | - |
| Type in (Grant, Other Rev) | | | | | | | - |
| Type in (Grant, Other Rev) | | | | | | | - |
| Type in (Grant, Other Rev) | | | | | | | - |
| Type in (Grant, Other Rev) | | | | | | | - |
| Type in (Grant, Other Rev) | | | | | | | - |
| Type in (Grant, Other Rev) | | | | | | | - |
| Type in (Grant, Other Rev) | | | | | | | - |
| Total Other Revenue | - | - | - | - | - | - | - |
| Total Operating Revenues | - | - | - | - | - | - | - |
| NON-OPERATING REVENUES | | | | | | | |
| <i>Other Non-Operating Revenues (List)</i> | | | | | | | |
| Administrative Fees | 135,000 | | | | | | 135,000 |
| Reimbursements - Redevelopers | 200,000 | | | | | | 200,000 |
| Type in | | | | | | | - |
| Type in | | | | | | | - |
| Type in | | | | | | | - |
| Type in | | | | | | | - |
| <i>Other Non-Operating Revenues</i> | 335,000 | - | - | - | - | - | 335,000 |
| <i>Interest on Investments & Deposits</i> | | | | | | | |
| Interest Earned | | | | | | | - |
| Penalties | | | | | | | - |
| Other | | | | | | | - |
| Total Interest | - | - | - | - | - | - | - |
| Total Non-Operating Revenues | 335,000 | - | - | - | - | - | 335,000 |
| TOTAL ANTICIPATED REVENUES | \$ 335,000 | \$ - | \$ - | \$ - | \$ - | \$ - | \$ 335,000 |

Appropriations Schedule

Harrison Redevelopment Agency

For the Period January 1, 2017 to December 31, 2017

| FY 2017 Proposed Budget | | | | | | | FY 2016 Adopted Budget | \$ Increase (Decrease) Proposed vs. Adopted | % Increase (Decrease) Proposed vs. Adopted |
|--|--------------|------|------|------|------|----------------------|------------------------|---|--|
| Redevelopm ent | Operation #2 | N/A | N/A | N/A | N/A | Total All Operations | Total All Operations | All Operations | All Operations |
| OPERATING APPROPRIATIONS | | | | | | | | | |
| <i>Administration - Personnel</i> | | | | | | | | | |
| Salary & Wages | \$ 85,000 | | | | | \$ 85,000 | \$ 85,000 | \$ - | 0.0% |
| Fringe Benefits | 11,500 | | | | | 11,500 | 10,000 | 1,500 | 15.0% |
| Total Administration - Personnel | 96,500 | - | - | - | - | 96,500 | 95,000 | 1,500 | 1.6% |
| <i>Administration - Other (List)</i> | | | | | | | | | |
| Type In Description | | | | | | - | - | - | #DIV/0! |
| Type In Description | | | | | | - | - | - | #DIV/0! |
| Type In Description | | | | | | - | - | - | #DIV/0! |
| Type In Description | | | | | | - | - | - | #DIV/0! |
| Miscellaneous Administration* | 2,000 | | | | | 2,000 | 5,000 | (3,000) | -60.0% |
| Total Administration - Other | 2,000 | - | - | - | - | 2,000 | 5,000 | (3,000) | -60.0% |
| Total Administration | 98,500 | - | - | - | - | 98,500 | 100,000 | (1,500) | -1.5% |
| <i>Cost of Providing Services - Personnel</i> | | | | | | | | | |
| Salary & Wages | | | | | | - | - | - | #DIV/0! |
| Fringe Benefits | | | | | | - | - | - | #DIV/0! |
| Total COPS - Personnel | - | - | - | - | - | - | - | - | #DIV/0! |
| <i>Cost of Providing Services - Other (List)</i> | | | | | | | | | |
| Legal Fees | 138,000 | | | | | 138,000 | 150,000 | (12,000) | -8.0% |
| Planning | 27,000 | | | | | 27,000 | 25,000 | 2,000 | 8.0% |
| Financial Consultant | 20,000 | | | | | 20,000 | 25,000 | (5,000) | -20.0% |
| Audit | 21,500 | | | | | 21,500 | 20,000 | 1,500 | 7.5% |
| Miscellaneous COPS* | 12,000 | | | | | 12,000 | 15,000 | (3,000) | -20.0% |
| Total COPS - Other | 218,500 | - | - | - | - | 218,500 | 235,000 | (16,500) | -7.0% |
| Total Cost of Providing Services | 218,500 | - | - | - | - | 218,500 | 235,000 | (16,500) | -7.0% |
| Total Principal Payments on Debt Service In Lieu of Depreciation | - | - | - | - | - | - | - | - | #DIV/0! |
| Total Operating Appropriations | 317,000 | - | - | - | - | 317,000 | 335,000 | (18,000) | -5.4% |
| NON-OPERATING APPROPRIATIONS | | | | | | | | | |
| Total Interest Payments on Debt | - | - | - | - | - | - | - | - | #DIV/0! |
| Operations & Maintenance Reserve | | | | | | - | - | - | #DIV/0! |
| Renewal & Replacement Reserve | | | | | | - | - | - | #DIV/0! |
| Municipality/County Appropriation | | | | | | - | - | - | #DIV/0! |
| Other Reserves | | | | | | - | - | - | #DIV/0! |
| Total Non-Operating Appropriations | - | - | - | - | - | - | - | - | #DIV/0! |
| TOTAL APPROPRIATIONS | 317,000 | - | - | - | - | 317,000 | 335,000 | (18,000) | -5.4% |
| ACCUMULATED DEFICIT | | | | | | | | | |
| TOTAL APPROPRIATIONS & ACCUMULATED DEFICIT | 317,000 | - | - | - | - | 317,000 | 335,000 | (18,000) | -5.4% |
| UNRESTRICTED NET POSITION UTILIZED | | | | | | | | | |
| Municipality/County Appropriation | - | - | - | - | - | - | - | - | #DIV/0! |
| Other | | | | | | - | - | - | #DIV/0! |
| Total Unrestricted Net Position Utilized | - | - | - | - | - | - | - | - | #DIV/0! |
| TOTAL NET APPROPRIATIONS | \$ 317,000 | \$ - | \$ - | \$ - | \$ - | \$ 317,000 | \$ 335,000 | \$ (18,000) | -5.4% |

* Miscellaneous line items may not exceed 5% of total operating appropriations shown below. If amount in miscellaneous is greater than the amount shown below, then the line item must be itemized above.

5% of Total Operating Appropriations \$15,850.00 \$ - \$ - \$ - \$ - \$ - \$ - \$ 15,850.00

Prior Year Adopted Appropriations Schedule

Harrison Redevelopment Agency

| FY 2016 Adopted Budget | | | | | | | |
|--|-------------------|-----------------|-------------|-------------|-------------|-------------|-------------------------|
| | Redevelopme nt | Operation #2 | N/A | N/A | N/A | N/A | Total All Operations |
| OPERATING APPROPRIATIONS | | | | | | | |
| <i>Administration - Personnel</i> | | | | | | | |
| Salary & Wages | \$ 85,000 | | | | | | \$ 85,000 |
| Fringe Benefits | 10,000 | | | | | | 10,000 |
| Total Administration - Personnel | 95,000 | - | - | - | - | - | 95,000 |
| <i>Administration - Other (List)</i> | | | | | | | |
| Type In Description | | | | | | | - |
| Type In Description | | | | | | | - |
| Type In Description | | | | | | | - |
| Type In Description | | | | | | | - |
| Miscellaneous Administration* | 5,000 | | | | | | 5,000 |
| Total Administration - Other | 5,000 | - | - | - | - | - | 5,000 |
| Total Administration | 100,000 | - | - | - | - | - | 100,000 |
| <i>Cost of Providing Services - Personnel</i> | | | | | | | |
| Salary & Wages | | | | | | | - |
| Fringe Benefits | | | | | | | - |
| Total COPS - Personnel | - | - | - | - | - | - | - |
| <i>Cost of Providing Services - Other (List)</i> | | | | | | | |
| Legal Fees | 150,000 | | | | | | 150,000 |
| Planning | 25,000 | | | | | | 25,000 |
| Financial Consultant | 25,000 | | | | | | 25,000 |
| Audit | 20,000 | | | | | | 20,000 |
| Miscellaneous COPS* | 15,000 | | | | | | 15,000 |
| Total COPS - Other | 235,000 | - | - | - | - | - | 235,000 |
| Total Cost of Providing Services | 235,000 | - | - | - | - | - | 235,000 |
| Total Principal Payments on Debt Service In Lieu of Depreciation | - | - | - | - | - | - | - |
| Total Operating Appropriations | 335,000 | - | - | - | - | - | 335,000 |
| NON-OPERATING APPROPRIATIONS | | | | | | | |
| Total Interest Payments on Debt | - | - | - | - | - | - | - |
| Operations & Maintenance Reserve | | | | | | | - |
| Renewal & Replacement Reserve | | | | | | | - |
| Municipality/County Appropriation | | | | | | | - |
| Other Reserves | | | | | | | - |
| Total Non-Operating Appropriations | - | - | - | - | - | - | - |
| TOTAL APPROPRIATIONS | 335,000 | - | - | - | - | - | 335,000 |
| ACCUMULATED DEFICIT | | | | | | | - |
| TOTAL APPROPRIATIONS & ACCUMULATED DEFICIT | 335,000 | - | - | - | - | - | 335,000 |
| UNRESTRICTED NET POSITION UTILIZED | | | | | | | |
| Municipality/County Appropriation | - | - | - | - | - | - | - |
| Other | | | | | | | - |
| Total Unrestricted Net Position Utilized | - | - | - | - | - | - | - |
| TOTAL NET APPROPRIATIONS | \$ 335,000 | \$ - | \$ - | \$ - | \$ - | \$ - | \$ 335,000 |

* Miscellaneous line items may not exceed 5% of total operating appropriations shown below. If amount in miscellaneous is greater than the amount shown below, then the line item must be itemized above.

5% of Total Operating Appropriations \$ 16,750.00 \$ - \$ - \$ - \$ - \$ - \$ 16,750.00

Debt Service Schedule - Principal

Harrison Redevelopment Agency

If Authority has no debt X this box

X

Fiscal Year Ending in

| | Adopted Budget Year 2016 | Proposed Budget Year 2017 | 2018 | 2019 | 2020 | 2021 | 2022 | Thereafter | Total Principal Outstanding |
|---------------------------------------|-----------------------------|---------------------------------|------|------|------|------|------|------------|--------------------------------|
| Redevelopment | | | | | | | | | |
| Type In Issue Name | | | | | | | | | \$ - |
| Type In Issue Name | | | | | | | | | - |
| Type In Issue Name | | | | | | | | | - |
| Type In Issue Name | | | | | | | | | - |
| Total Principal | - | - | - | - | - | - | - | - | - |
| Operation #2 | | | | | | | | | |
| Type In Issue Name | | | | | | | | | - |
| Type In Issue Name | | | | | | | | | - |
| Type In Issue Name | | | | | | | | | - |
| Type In Issue Name | | | | | | | | | - |
| Total Principal | - | - | - | - | - | - | - | - | - |
| N/A | | | | | | | | | |
| Type In Issue Name | | | | | | | | | - |
| Type In Issue Name | | | | | | | | | - |
| Type In Issue Name | | | | | | | | | - |
| Type In Issue Name | | | | | | | | | - |
| Total Principal | - | - | - | - | - | - | - | - | - |
| N/A | | | | | | | | | |
| Type In Issue Name | | | | | | | | | - |
| Type In Issue Name | | | | | | | | | - |
| Type In Issue Name | | | | | | | | | - |
| Type In Issue Name | | | | | | | | | - |
| Total Principal | - | - | - | - | - | - | - | - | - |
| N/A | | | | | | | | | |
| Type In Issue Name | | | | | | | | | - |
| Type In Issue Name | | | | | | | | | - |
| Type In Issue Name | | | | | | | | | - |
| Type In Issue Name | | | | | | | | | - |
| Total Principal | - | - | - | - | - | - | - | - | - |
| N/A | | | | | | | | | |
| Type In Issue Name | | | | | | | | | - |
| Type In Issue Name | | | | | | | | | - |
| Type In Issue Name | | | | | | | | | - |
| Type In Issue Name | | | | | | | | | - |
| Total Principal | - | - | - | - | - | - | - | - | - |
| TOTAL PRINCIPAL ALL OPERATIONS | \$ - | \$ - | \$ - | \$ - | \$ - | \$ - | \$ - | \$ - | \$ - |

Indicate the Authority's most recent bond rating and the year of the rating by ratings service.

| | Moody's | Fitch | Standard & Poors |
|---------------------|---------|-------|------------------|
| Bond Rating | | | |
| Year of Last Rating | | | |

Debt Service Schedule - Interest

Harrison Redevelopment Agency

If Authority has no debt X this box

X

| | Fiscal Year Ending in | | | | | | | Total Interest Payments Outstanding |
|--------------------------------------|-----------------------------|---------------------------------|-------------|-------------|-------------|-------------|-------------|---|
| | Adopted Budget Year 2016 | Proposed Budget Year 2017 | 2018 | 2019 | 2020 | 2021 | 2022 | Thereafter |
| <i>Redevelopment</i> | | | | | | | | |
| Type in Issue Name | | | | | | | | \$ - |
| Type in Issue Name | | | | | | | | - |
| Type in Issue Name | | | | | | | | - |
| Type in Issue Name | | | | | | | | - |
| Total Interest Payments | - | - | - | - | - | - | - | - |
| <i>Operation #2</i> | | | | | | | | |
| Type in Issue Name | | | | | | | | - |
| Type in Issue Name | | | | | | | | - |
| Type in Issue Name | | | | | | | | - |
| Type in Issue Name | | | | | | | | - |
| Total Interest Payments | - | - | - | - | - | - | - | - |
| <i>N/A</i> | | | | | | | | |
| Type in Issue Name | | | | | | | | - |
| Type in Issue Name | | | | | | | | - |
| Type in Issue Name | | | | | | | | - |
| Type in Issue Name | | | | | | | | - |
| Total Interest Payments | - | - | - | - | - | - | - | - |
| <i>N/A</i> | | | | | | | | |
| Type in Issue Name | | | | | | | | - |
| Type in Issue Name | | | | | | | | - |
| Type in Issue Name | | | | | | | | - |
| Type in Issue Name | | | | | | | | - |
| Total Interest Payments | - | - | - | - | - | - | - | - |
| <i>N/A</i> | | | | | | | | |
| Type in Issue Name | | | | | | | | - |
| Type in Issue Name | | | | | | | | - |
| Type in Issue Name | | | | | | | | - |
| Type in Issue Name | | | | | | | | - |
| Total Interest Payments | - | - | - | - | - | - | - | - |
| <i>N/A</i> | | | | | | | | |
| Type in Issue Name | | | | | | | | - |
| Type in Issue Name | | | | | | | | - |
| Type in Issue Name | | | | | | | | - |
| Type in Issue Name | | | | | | | | - |
| Total Interest Payments | - | - | - | - | - | - | - | - |
| TOTAL INTEREST ALL OPERATIONS | \$ - | \$ - | \$ - | \$ - | \$ - | \$ - | \$ - | \$ - |

Net Position Reconciliation

Harrison Redevelopment Agency
For the Period January 1, 2017 to December 31, 2017

FY 2017 Proposed Budget

| | Redevelop ment | Operation #2 | N/A | N/A | N/A | N/A | Total All Operations |
|--|-------------------|-----------------|------|------|------|------|-------------------------|
| TOTAL NET POSITION BEGINNING OF CURRENT YEAR (1) | \$ 13,045 | | | | | | \$ 13,045 |
| Less: Invested in Capital Assets, Net of Related Debt (1) | | | | | | | - |
| Less: Restricted for Debt Service Reserve (1) | | | | | | | - |
| Less: Other Restricted Net Position (1) | | | | | | | - |
| Total Unrestricted Net Position (1) | 13,045 | - | - | - | - | - | 13,045 |
| Less: Designated for Non-Operating Improvements & Repairs | | | | | | | - |
| Less: Designated for Rate Stabilization | | | | | | | - |
| Less: Other Designated by Resolution | | | | | | | - |
| Plus: Accrued Unfunded Pension Liability (1) | | | | | | | - |
| Plus: Accrued Unfunded Other Post-Employment Benefit Liability (1) | | | | | | | - |
| Plus: Estimated Income (Loss) on Current Year Operations (2) | 100 | | | | | | 100 |
| Plus: Other Adjustments (attach schedule) | | | | | | | - |
| UNRESTRICTED NET POSITION AVAILABLE FOR USE IN PROPOSED BUDGET | 13,145 | - | - | - | - | - | 13,145 |
| Unrestricted Net Position Utilized to Balance Proposed Budget | - | - | - | - | - | - | - |
| Unrestricted Net Position Utilized in Proposed Capital Budget | - | - | - | - | - | - | - |
| Appropriation to Municipality/County (3) | - | - | - | - | - | - | - |
| Total Unrestricted Net Position Utilized in Proposed Budget | - | - | - | - | - | - | - |
| PROJECTED UNRESTRICTED UNDESIGNATED NET POSITION AT END OF YEAR (4) | \$ 13,145 | \$ - | \$ - | \$ - | \$ - | \$ - | \$ 13,145 |

(1) Total of all operations for this line item must agree to audited financial statements.

(2) Include budgeted and unbudgeted use of unrestricted net position in the current year's operations.

(3) Amount may not exceed 5% of total operating appropriations. See calculation below.

Maximum Allowable Appropriation to Municipality/County \$ 15,850 \$ - \$ - \$ - \$ - \$ - \$ 15,850

(4) If Authority is projecting a deficit for any operation at the end of the budget period, the Authority must attach a statement explaining its plan to reduce the deficit, including the timeline for elimination of the deficit, if not already detailed in the budget narrative section.

2017
Harrison Redevelopment
Agency
(Name)

AUTHORITY
CAPITAL
BUDGET/
PROGRAM

2017 CERTIFICATION OF AUTHORITY CAPITAL BUDGET/PROGRAM

Harrison Redevelopment Agency


(Name)

FISCAL YEAR: **FROM:** January 1, 2017 **TO:** December 31, 2017

☐ It is hereby certified that the Authority Capital Budget/Program annexed hereto is a true copy of the Capital Budget/Program approved, pursuant to N.J.A.C. 5:31-2.2, along with the Annual Budget, by the governing body of the _____ Authority, on the _____ day of _____.

OR

☒ It is hereby certified that the governing body of the Harrison Redevelopment Agency have elected **NOT** to adopt a Capital Budget /Program for the aforesaid fiscal year, pursuant to N.J.A.C. 5:31-2.2 for the following reason(s): **There are none planned during 2017.**

| | | | |
|----------------------|---|-------------|--------------|
| Officer's Signature: |  | | |
| Name: | James A. Fife | | |
| Title: | Chairperson | | |
| Address: | 318 Harrison Avenue Harrison, New Jersey 07029 | | |
| Phone Number: | 973-268-2440 | Fax Number: | 973-484-4575 |
| E-mail address | jafife@townofharrison.com | | |

2017 CAPITAL BUDGET/PROGRAM MESSAGE

Harrison Redevelopment Agency

(Name)

FISCAL YEAR: **FROM:** January 1, 2017 **TO:** December 31, 2017

1. Has each municipality or county affected by the actions of the authority participated in the development of the capital plan and reviewed or approved the plans or projects included within the Capital Budget/Program? Not Applicable
2. Has each capital project/project financing been developed from a specific capital improvement plan or report; does it include full lifecycle costs; and is it consistent with appropriate elements of Master Plans or other plans in the jurisdiction(s) served by the authority? Not Applicable
3. Has a long-term (10-20 years) infrastructure needs assessment or other capital plan with a horizon beyond six years been prepared? Not Applicable
4. Describe the projected impact of the proposed capital projects, including impact on the schedule of rates, fees, and service charges and the impact on current and future year's schedules. Not Applicable
5. Please indicate which capital projects/project financings are being undertaken in the Metropolitan or Suburban Planning Areas as defined in the State Development and Redevelopment Plan. Not Applicable
6. Please indicate which capital projects/project financings are being undertaken within the boundary of a State Planning Commission-designated Center and/or Endorsed Plan and if the project was included in the Plan Implementation Agenda for that Center/Endorsed Plan. Not Applicable

Add additional sheets if necessary.

Proposed Capital Budget

N/A

Harrison Redevelopment Agency

For the Period January 1, 2017 to December 31, 2017

| | | Funding Sources | | | | |
|-------------------------------|----------------------|------------------------------------|-------------------------------|--------------------|----------------|---------------|
| | Estimated Total Cost | Unrestricted Net Position Utilized | Renewal & Replacement Reserve | Debt Authorization | Capital Grants | Other Sources |
| Redevelopment | | | | | | |
| Type in Description | \$ - | | | | | |
| Type in Description | - | | | | | |
| Type in Description | - | | | | | |
| Type in Description | - | | | | | |
| Total | - | - | - | - | - | - |
| Operation #2 | | | | | | |
| Type in Description | - | | | | | |
| Type in Description | - | | | | | |
| Type in Description | - | | | | | |
| Type in Description | - | | | | | |
| Total | - | - | - | - | - | - |
| N/A | | | | | | |
| Type in Description | - | | | | | |
| Type in Description | - | | | | | |
| Type in Description | - | | | | | |
| Type in Description | - | | | | | |
| Total | - | - | - | - | - | - |
| N/A | | | | | | |
| Type in Description | - | | | | | |
| Type in Description | - | | | | | |
| Type in Description | - | | | | | |
| Type in Description | - | | | | | |
| Total | - | - | - | - | - | - |
| N/A | | | | | | |
| Type in Description | - | | | | | |
| Type in Description | - | | | | | |
| Type in Description | - | | | | | |
| Type in Description | - | | | | | |
| Total | - | - | - | - | - | - |
| N/A | | | | | | |
| Type in Description | - | | | | | |
| Type in Description | - | | | | | |
| Type in Description | - | | | | | |
| Type in Description | - | | | | | |
| Total | - | - | - | - | - | - |
| N/A | | | | | | |
| Type in Description | - | | | | | |
| Type in Description | - | | | | | |
| Type in Description | - | | | | | |
| Type in Description | - | | | | | |
| Total | - | - | - | - | - | - |
| N/A | | | | | | |
| Type in Description | - | | | | | |
| Type in Description | - | | | | | |
| Type in Description | - | | | | | |
| Type in Description | - | | | | | |
| Total | - | - | - | - | - | - |
| TOTAL PROPOSED CAPITAL BUDGET | | | | | | |
| | \$ - | \$ - | \$ - | \$ - | \$ - | \$ - |

Enter brief description of up to four projects for each operation above. For operations with more than four budgeted projects, please attach additional schedules. Input total amount of all projects for the operation on single line and enter "See Attached Schedule" instead of project description.

5 Year Capital Improvement Plan

Harrison Redevelopment Agency

For the Period January 1, 2017 to December 31, 2017

Fiscal Year Beginning in

| | Estimated Total Cost | Current Budget Year 2017 | 2018 | 2019 | 2020 | 2021 | 2022 |
|----------------------|-------------------------|-----------------------------|------|------|------|------|------|
| Redevelopment | | | | | | | |
| Type in Description | \$ - | \$ - | | | | | |
| Type in Description | - | - | | | | | |
| Type in Description | - | - | | | | | |
| Type in Description | - | - | | | | | |
| Total | - | - | - | - | - | - | - |
| Operation #2 | | | | | | | |
| Type in Description | - | - | | | | | |
| Type in Description | - | - | | | | | |
| Type in Description | - | - | | | | | |
| Type in Description | - | - | | | | | |
| Total | - | - | - | - | - | - | - |
| N/A | | | | | | | |
| Type in Description | - | - | | | | | |
| Type in Description | - | - | | | | | |
| Type in Description | - | - | | | | | |
| Type in Description | - | - | | | | | |
| Total | - | - | - | - | - | - | - |
| N/A | | | | | | | |
| Type in Description | - | - | | | | | |
| Type in Description | - | - | | | | | |
| Type in Description | - | - | | | | | |
| Type in Description | - | - | | | | | |
| Total | - | - | - | - | - | - | - |
| N/A | | | | | | | |
| Type in Description | - | - | | | | | |
| Type in Description | - | - | | | | | |
| Type in Description | - | - | | | | | |
| Type in Description | - | - | | | | | |
| Total | - | - | - | - | - | - | - |
| N/A | | | | | | | |
| Type in Description | - | - | | | | | |
| Type in Description | - | - | | | | | |
| Type in Description | - | - | | | | | |
| Type in Description | - | - | | | | | |
| Total | - | - | - | - | - | - | - |
| TOTAL | \$ - | \$ - | \$ - | \$ - | \$ - | \$ - | \$ - |

Project descriptions entered on Page CB-3 will carry forward to Pages CB-4 and CB-5. No need to re-enter project descriptions above.

5 Year Capital Improvement Plan Funding Sources

Harrison Redevelopment Agency

For the Period January 1, 2017 to December 31, 2017

| | | Funding Sources | | | | |
|----------------------------|------|--|-------------------------------|--------------------|----------------|---------------|
| Estimated Total Cost | | Unrestricted Net Position Utilized | Renewal & Replacement Reserve | Debt Authorization | Capital Grants | Other Sources |
| <i>Redevelopment</i> | | | | | | |
| Type in Description | \$ - | | | | | |
| Type in Description | - | | | | | |
| Type in Description | - | | | | | |
| Type in Description | - | | | | | |
| Total | - | - | - | - | - | - |
| <i>Operation #2</i> | | | | | | |
| Type in Description | - | | | | | |
| Type in Description | - | | | | | |
| Type in Description | - | | | | | |
| Type in Description | - | | | | | |
| Total | - | - | - | - | - | - |
| <i>N/A</i> | | | | | | |
| Type in Description | - | | | | | |
| Type in Description | - | | | | | |
| Type in Description | - | | | | | |
| Type in Description | - | | | | | |
| Total | - | - | - | - | - | - |
| <i>N/A</i> | | | | | | |
| Type in Description | - | | | | | |
| Type in Description | - | | | | | |
| Type in Description | - | | | | | |
| Type in Description | - | | | | | |
| Total | - | - | - | - | - | - |
| <i>N/A</i> | | | | | | |
| Type in Description | - | | | | | |
| Type in Description | - | | | | | |
| Type in Description | - | | | | | |
| Type in Description | - | | | | | |
| Total | - | - | - | - | - | - |
| <i>N/A</i> | | | | | | |
| Type in Description | - | | | | | |
| Type in Description | - | | | | | |
| Type in Description | - | | | | | |
| Type in Description | - | | | | | |
| Total | - | - | - | - | - | - |
| <i>N/A</i> | | | | | | |
| Type in Description | - | | | | | |
| Type in Description | - | | | | | |
| Type in Description | - | | | | | |
| Type in Description | - | | | | | |
| Total | - | - | - | - | - | - |
| TOTAL | \$ - | \$ - | \$ - | \$ - | \$ - | \$ - |
| Total 5 Year Plan per CB-4 | \$ - | | | | | |
| Balance check | | - If amount is other than zero, verify that projects listed above match projects listed on CB-4. | | | | |

Project descriptions entered on Page CB-3 will carry forward to Pages CB-4 and CB-5. No need to re-enter project descriptions above.

Note: This Budget document is for Fiscal Years Beginning Jan. 1, 2017 to Dec. 31. 2017

Authority Budget of:

Harrison Redevelopment Agency

January 1, 2017* to *December 31, 2017

Department Of
DC
Community
Affairs

Division of Local Government Services

State of New Jersey
Department of Community Affairs
Division of Local Government Services
ADOPTED AUTHORITY BUDGET
ADOPTED BUDGET TRANSMITTAL PACKAGE (After Adoption of Budget)

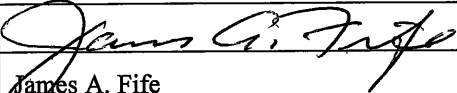
Submit all budget related materials in one package to: *Bureau of Authority Regulation Affairs, Division of Local Government Services, 101 South Broad Street, P.O. Box 803, Trenton, NJ 08625-0803*. Check the box of each item to indicate that it is included in budget or has been completed.

Adopted Authority Budget Document

- ☒ 2 copies of the Adopted budget document submitted that includes all pages completed
- ☒ All items on the Introduced Budget Transmittal Package completed and included
- ☒ Page C-6 Signed with Manual Signature along with title, address, e-mail address, phone number and fax number.
- ☒ Page C-7 Resolution of the Authority governing body approving the introduced budget is enclosed with recorded vote
- Note: Aye Votes must total a majority of the full membership of the governing body (Not including Alternates in total)**

PDF of Adopted Budget (All pages)

- ☒ Submit a pdf copy of the budget package (Adopted) to authoritiesunit@dca.nj.gov with the name of the authority in the subject line along with wording Adopted Budget.

| | | | |
|-----------------------|---|-------------|--------------|
| Official's Signature: |  | | |
| Name: | James A. Fife | | |
| Title: | Chairperson | | |
| Address: | 318 Harrison Avenue Harrison, New Jersey 07029 | | |
| Phone Number: | 973-268-2440 | Fax Number: | 973-484-4575 |
| E-mail address: | jafife@townofharrison.com | | |

Note: This Budget document is for Fiscal Years Beginning Jan. 1, 2017 to Dec. 31. 2017

Division of Local Government Services

2017 AUTHORITY BUDGET

Certification Section

2017

Harrison Redevelopment Agency

(Name)

AUTHORITY BUDGET

FISCAL YEAR: FROM January 1, 2017 TO December 31, 2017

For Division Use Only

CERTIFICATION OF APPROVED BUDGET

It is hereby certified that the approved Budget made a part hereof complies with the requirements of law and the rules and regulations of the Local Finance Board, and approval is given pursuant to N.J.S.A. 40A:5A-11.

*State of New Jersey
Department of Community Affairs
Director of the Division of Local Government Services*

By: _____ Date: _____

CERTIFICATION OF ADOPTED BUDGET

It is hereby certified that the adopted Budget made a part hereof has been compared with the approved Budget previously certified by the Division, and any amendments made thereto. This adopted Budget is certified with respect to such amendments and comparisons only.

*State of New Jersey
Department of Community Affairs
Director of the Division of Local Government Services*

By: _____ Date: _____

2017 PREPARER'S CERTIFICATION

Harrison Redevelopment Agency


(Name)

AUTHORITY BUDGET

FISCAL YEAR: FROM: January 1, 2017 TO: December 31, 2017

It is hereby certified that the Authority Budget, including both the Annual Budget and the Capital Budget/Program annexed hereto, represents the members of the governing body's resolve with respect to statute in that: all estimates of revenue are reasonable, accurate and correctly stated; all items of appropriation are properly set forth; and in itemization, form and content, the budget will permit the exercise of the comptroller function within the Authority.

It is further certified that all proposed budgeted amounts and totals are correct. Also, I hereby provide reasonable assurance that all assertions contained herein are accurate and all required schedules are completed and attached.

| | | | |
|-----------------------|---|-------------|--------------|
| Preparer's Signature: |  | | |
| Name: | Joseph J. Faccone | | |
| Title: | Auditor | | |
| Address: | Samuel Klein and Company, CPA's 550 Broad Street, 11 th Floor Newark, New Jersey 07102 | | |
| Phone Number: | 973-624-6100 | Fax Number: | 973-624-6101 |
| E-mail address | jfaccone@sklein-cpa.com | | |

2017 APPROVAL CERTIFICATION

Harrison Redevelopment Agency

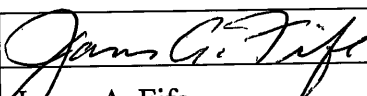
(Name)

AUTHORITY BUDGET

FISCAL YEAR: **FROM:** January 1, 2017 **TO:** December 31, 2017

It is hereby certified that the Authority Budget, including all schedules appended hereto, are a true copy of the Annual Budget and Capital Budget/Program approved by resolution by the governing body of the Harrison Redevelopment Agency, at an open public meeting held pursuant to N.J.A.C. 5:31-2.3, on the 11th day of October, 2016.

It is further certified that the recorded vote appearing in the resolution represents not less than a majority of the full membership of the governing body thereof.

| | | | |
|----------------------|--|-------------|--------------|
| Officer's Signature: |  | | |
| Name: | James A. Fife | | |
| Title: | Chairperson | | |
| Address: | 318 Harrison Avenue Harrison, New Jersey 07029 | | |
| Phone Number: | 973-268-2440 | Fax Number: | 973-484-4575 |
| E-mail address: | jafife@townofharrison.com | | |

INTERNET WEBSITE CERTIFICATION

Authority's Web Address:

Townofharrison.com

All authorities shall maintain either an Internet website or a webpage on the municipality's or county's Internet website. The purpose of the website or webpage shall be to provide increased public access to the authority's operations and activities. N.J.S.A. 40A:5A-17.1 requires the following items to be included on the Authority's website at a minimum for public disclosure. Check the boxes below to certify the Authority's compliance with N.J.S.A. 40A:5A-17.1.

- ☒ A description of the Authority's mission and responsibilities
- ☒ Commencing with 2013, the budgets for the current fiscal year and immediately preceding two prior years
- ☒ The most recent Comprehensive Annual Financial Report (Unaudited) or similar financial information
- ☒ Commencing with 2012, the annual audits of the most recent fiscal year and immediately two prior years
- ☒ The Authority's rules, regulations and official policy statements deemed relevant by the governing body of the authority to the interests of the residents within the authority's service area or jurisdiction
- ☒ Notice posted pursuant to the "Open Public Meetings Act" for each meeting of the Authority, setting forth the time, date, location and agenda of each meeting
- ☒ Beginning January 1, 2013, the approved minutes of each meeting of the Authority including all resolutions of the board and their committees; for at least three consecutive fiscal years
- ☒ The name, mailing address, electronic mail address and phone number of every person who exercises day-to-day supervision or management over some or all of the operations of the Authority
- ☒ A list of attorneys, advisors, consultants and any other person, firm, business, partnership, corporation or other organization which received any remuneration of \$17,500 or more during the preceding fiscal year for any service whatsoever rendered to the Authority.

It is hereby certified by the below authorized representative of the Authority that the Authority's website or webpage as identified above complies with the minimum statutory requirements of N.J.S.A. 40A:5A-17.1 as listed above. A check in each of the above boxes signifies compliance.

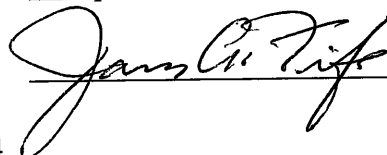
Name of Officer Certifying compliance

James A. Fife

Title of Officer Certifying compliance

Chairperson

Signature



2017 AUTHORITY BUDGET RESOLUTION

Harrison Redevelopment Agency

(Name)

RESOLUTION NO. 2-10-2016

FISCAL YEAR: **FROM:** January 1, 2017 **TO:** December 31, 2017

WHEREAS, the Annual Budget and Capital Budget for the Harrison Redevelopment Agency for the fiscal year beginning, January 1, 2017 and ending, December 31, 2017 has been presented before the governing body of the Harrison Redevelopment Agency at its open public meeting of October 11, 2016; and

WHEREAS, the Annual Budget as introduced reflects Total Revenues of \$317,000.00 , Total Appropriations, including any Accumulated Deficit if any, of \$317,000.00 and Total Unrestricted Net Position utilized of \$ -0-; and

WHEREAS, the Capital Budget as introduced reflects Total Capital Appropriations of \$ -0- and Total Unrestricted Net Position planned to be utilized as funding thereof, of \$ -0-; and


WHEREAS, the schedule of rates, fees and other charges in effect will produce sufficient revenues, together with all other anticipated revenues to satisfy all obligations to the holders of bonds of the Authority, to meet operating expenses, capital outlays, debt service requirements, and to provide for such reserves, all as may be required by law, regulation or terms of contracts and agreements; and

WHEREAS, the Capital Budget/Program, pursuant to N.J.A.C. 5:31-2, does not confer any authorization to raise or expend funds; rather it is a document to be used as part of the said Authority's planning and management objectives. Specific authorization to expend funds for the purposes described in this section of the budget, must be granted elsewhere; by bond resolution, by a project financing agreement, by resolution appropriating funds from the Renewal and Replacement Reserve or other means provided by law.

NOW, THEREFORE BE IT RESOLVED, by the governing body of the Harrison Redevelopment Agency, at an open public meeting held on October 11, 2016 that the Annual Budget, including all related schedules, and the Capital Budget/Program of the Harrison Redevelopment Agency for the fiscal year beginning, January 1, 2017 and ending, December 31, 2017 is hereby approved; and

BE IT FURTHER RESOLVED, that the anticipated revenues as reflected in the Annual Budget are of sufficient amount to meet all proposed expenditures/expenses and all covenants, terms and provisions as stipulated in the said Authority's outstanding debt obligations, capital lease arrangements, service contracts, and other pledged agreements; and

BE IT FURTHER RESOLVED, that the governing body of the Harrison Redevelopment Agency will consider the Annual Budget and Capital Budget/Program for adoption on November 14, 2016.


(Chairperson's Signature)

October 11, 2016
(Date)

| Governing Body Member: | Recorded Vote | | | |
|---------------------------------|---------------|-----|---------|--------|
| | Aye | Nay | Abstain | Absent |
| James A. Fife, Chairperson | X | | | |
| Anthony Comprelli, Commissioner | X | | | |
| Harold Stahl, Commissioner | X | | | |
| Douglas DaRocha, Commissioner | | | | X |
| Miguel Simoes, Commissioner | | | | X |
| Robert Gerris, Commissioner | X | | | |
| Raymond Lucas, Commissioner | | | | X |

2017 ADOPTION CERTIFICATION

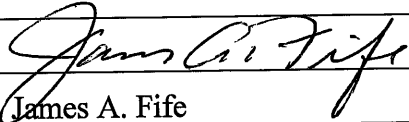
Harrison Redevelopment Agency

(Name)

AUTHORITY BUDGET

FISCAL YEAR: **FROM:** January 1, 2017 **TO:** December 31, 2017

It is hereby certified that the Authority Budget and Capital Budget/Program annexed hereto is a true copy of the Budget adopted by the governing body of the Harrison Redevelopment Agency, pursuant to N.J.A.C. 5:31-2.3, on the 14th day of, November, 2016.

| | | | |
|----------------------|--|-------------|--------------|
| Officer's Signature: |  | | |
| Name: | James A. Fife | | |
| Title: | Chairperson | | |
| Address: | 318 Harrison Avenue Harrison, New Jersey 07029 | | |
| Phone Number: | 973-268-2440 | Fax Number: | 973-484-4575 |
| E-mail address | jafife@townofharrison.com | | |

2017 ADOPTED BUDGET RESOLUTION

Harrison Redevelopment Agency

(Name)

AUTHORITY

RESOLUTION NO. 2-11-2016

FISCAL YEAR: **FROM:** January 1, 2017 **TO:** December 31, 2017

WHEREAS, the Annual Budget and Capital Budget/Program for the Harrison Redevelopment Agency for the fiscal year beginning January 1, 2017 and ending, December 31, 2017 has been presented for adoption before the governing body of the Harrison Redevelopment Agency at its open public meeting of October 11, 2016; and

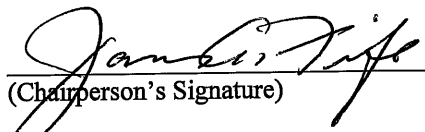
WHEREAS, the Annual Budget and Capital Budget as presented for adoption reflects each item of revenue and appropriation in the same amount and title as set forth in the introduced and approved budget, including all amendments thereto, if any, which have been approved by the Director of the Division of Local Government Services; and

WHEREAS, the Annual Budget as presented for adoption reflects Total Revenues of \$317,000.00, Total Appropriations, including any Accumulated Deficit, if any, of \$317,000.00 and Total Unrestricted Net Position utilized of \$ -0-; and

WHEREAS, the Capital Budget as presented for adoption reflects Total Capital Appropriations of \$ -0- and Total Unrestricted Net Position planned to be utilized of \$ -0-; and

NOW, THEREFORE BE IT RESOLVED, by the governing body of Harrison Redevelopment Agency, at an open public meeting held on November 14, 2016 that the Annual Budget and Capital Budget/Program of the Harrison Redevelopment Agency for the fiscal year beginning, January 1, 2017 and, ending, December 31, 2017 is hereby adopted and shall constitute appropriations for the purposes stated; and

BE IT FURTHER RESOLVED, that the Annual Budget and Capital Budget/Program as presented for adoption reflects each item of revenue and appropriation in the same amount and title as set forth in the introduced and approved budget, including all amendments thereto, if any, which have been approved by the Director of the Division of Local Government Services.


(Chairperson's Signature)

November 14, 2016
(Date)

| Governing Body Member: | Recorded Vote Aye | Nay | Abstain | Absent |
|---------------------------------|----------------------|-----|---------|--------|
| James A. Fife, Chairperson | X | | | |
| Anthony Comprelli, Commissioner | X | | | |
| Harold Stahl, Commissioner | X | | | |
| Douglas DaRocha, Commissioner | | | | X |
| Miguel Simoes, Commissioner | | | | X |
| Robert Gerris, Commissioner | X | | | |
| Raymond Lucas, Commissioner | | | | X |

2017 AUTHORITY BUDGET

Narrative and Information Section

2017 AUTHORITY BUDGET MESSAGE & ANALYSIS

Harrison Redevelopment Agency

(Name)

AUTHORITY BUDGET

FISCAL YEAR: FROM: January 1, 2017 TO: December 31, 2017

Answer all questions below. Attach additional pages and schedules as needed.

1. Complete a brief statement on the 2017 proposed Annual Budget and make comparison to the 2016 adopted budget for each operation. Explain any variances over +/-10% (**As shown on budget page F-4 explain the reason for changes for each appropriation changing more than 10%**) for each line item by operation. Explanations of variances should include a description of the reason for the increase/decrease in the budgeted line item, not just an indication of the amount and percent of the change. Attach any supporting documentation that will help to explain the reason for the increase/decrease in the budgeted line item. For example, if anticipated service charges have increased 15% due to an increase in rates, provide a copy of the resolution authorizing the rate increase. The Cost of Health Benefits continue to raise. However, the cost of providing services for professionals have decreased because of more work being done internally.
2. Complete a brief statement on the impact the proposed Annual Budget will have on Anticipated Revenues, especially service charges and on the general purpose/component unit financial statements. Explain significant increases or decreases, if any. An increase or decrease is considered significant if it is over +/-10% (**As shown on budget page F-2 explain reason for change for each revenue changing more than 10%**) from the current year adopted budget. Administrative fees are part of the Redeveloper's Agreement and are reduced as more units are built out.
3. Describe the state of the local/regional economy and how it may impact the proposed Annual Budget, including the planned Capital Budget/Program. Redevelopers are continually willing to work in Harrison.
4. Describe the reasons for utilizing Unrestricted Net Position in the proposed Annual Budget, i.e. rate stabilization, debt service reduction, to balance the budget, etc. If the Authority's budget anticipates a use of Unrestricted Net Position, this question must be answered. N/A
5. Identify any sources of funds transferred to the County/Municipality as a budget subsidy or a shared service and explain the reason for the transfer (i.e.: to balance the County/Municipality budget, etc.). N/A
6. The proposed budget must not reflect an anticipated deficit from 2017 operations. If there exists an accumulated deficit from prior years' budgets (and funding is included in the proposed budget as a result of a prior deficit) explain the funding plan to eliminate said deficit (N.J.S.A. 40A:5A-12). If the Authority has a net deficit reported in its most recent audit, it must provide a deficit reduction plan in response to this question. (**Prepare a response to deficits caused by the implementation of GASB 68**) N/A
7. Attach a schedule of the Authority's existing rate structure (connection fees, parking fees, service charges, etc.) **if it has been changed since the prior year budget submission** and a schedule of the proposed rate structure for the upcoming fiscal year. Explain any proposed changes in the rate structure and attach the resolution approving the change in the rate structure, if applicable. N/A

AUTHORITY CONTACT INFORMATION

2017

Please complete the following information regarding this Authority. All information requested below must be completed.

| | | | |
|---------------------------|-------------------------------|-------------|--------------|
| Name of Authority: | Harrison Redevelopment Agency | | |
| Federal ID Number: | | | |
| Address: | 318 Harrison Avenue | | |
| City, State, Zip: | Harrison | NJ | 07029 |
| Phone: (ext.) | 973-268-2440 | Fax: | 973-484-4575 |

| | | | |
|----------------------------|---|-------------|--------------|
| Preparer's Name: | Joseph J. Faccone | | |
| Preparer's Address: | Samuel Klein and Company, CPA's 550 Broad Street, 11 th Floor | | |
| City, State, Zip: | Newark | NJ | 07102 |
| Phone: (ext.) | 973-624-6100 | Fax: | 973-624-6101 |
| E-mail: | jfaccone@sklein-cpa.com | | |

| | | | |
|---------------------------------|--|-------------|--------------|
| Chief Executive Officer: | James A. Fife | | |
| Phone: (ext.) | 973-268-2440 | Fax: | 973-484-4575 |
| E-mail: | jafife@townofharrison.com | | |

| | | | |
|---------------------------------|--|-------------|--|
| Chief Financial Officer: | | | |
| Phone: (ext.) | | Fax: | |
| E-mail: | | | |

| | | | |
|--------------------------|--|-------------|--------------|
| Name of Auditor: | Joseph J. Faccone | | |
| Name of Firm: | Samuel Klein and Company, CPA's | | |
| Address: | 550 Broad Street | | |
| City, State, Zip: | Newark | NJ | 07102 |
| Phone: (ext.) | 973-624-6100 | Fax: | 973-624-6101 |
| E-mail: | jfaccone@sklein-cpa.com | | |

AUTHORITY INFORMATIONAL QUESTIONNAIRE

Harrison Redevelopment Agency

(Name)

FISCAL YEAR: FROM: January 1, 2017 TO: December 31, 2017

Answer all questions below completely and attach additional information as required.

- 1) Provide the number of individuals employed in calendar year 2015 as reported on the Authority's Form W-3, Transmittal of Wage and Tax Statements: 3
- 2) Provide the amount of total salaries and wages for calendar year 2015 as reported on the Authority's Form W-3, Transmittal of Wage and Tax Statements: \$44,779.43
- 3) Provide the number of regular voting members of the governing body: 7
- 4) Provide the number of alternate voting members of the governing body: 0
- 5) Did any person listed on Page N-4 have a family or business relationship with any other person listed on Page N-4 during the current fiscal year? No If "yes," attach a description of the relationship including the names of the individuals involved and their positions at the Authority.
- 6) Did all individuals that were required to file a Financial Disclosure Statement for the current fiscal year because of their relationship with the Authority file the form as required? **(Checked to see if individuals actually filed at http://fds.state.nj.us/njdca_prod/fdssearch.aspx before answering)** Yes If "no," provide a list of those individuals who failed to file a Financial Disclosure Statement and an explanation as to the reason for their failure to file.
- 7) Does the Authority have any amounts receivable from current or former commissioners, officers, key employees or highest compensated employees? No If "yes," attach a list of those individuals, their position, the amount receivable, and a description of the amount due to the Authority.
- 8) Was the Authority a party to a business transaction with one of the following parties:
 - a. A current or former commissioner, officer, key employee, or highest compensated employee? No
 - b. A family member of a current or former commissioner, officer, key employee, or highest compensated employee? No
 - c. An entity of which a current or former commissioner, officer, key employee, or highest compensated employee (or family member thereof) was an officer or direct or indirect owner? NoIf the answer to any of the above is "yes," attach a description of the transaction including the name of the commissioner, officer, key employee, or highest compensated employee (or family member thereof) of the Authority; the name of the entity and relationship to the individual or family member; the amount paid; and whether the transaction was subject to a competitive bid process.
- 9) Did the Authority during the most recent fiscal year pay premiums, directly or indirectly, on a personal benefit contract? A personal benefit contract is generally any life insurance, annuity, or endowment contract that benefits, directly or indirectly, the transferor, a member of the transferor's family, or any other person designated by the transferor. No If "yes," attach a description of the arrangement, the premiums paid, and indicate the beneficiary of the contract.
- 10) Explain the Authority's process for determining compensation for all persons listed on Page N-4. Include whether the Authority's process includes any of the following: 1) review and approval by the commissioners or a committee thereof; 2) study or survey of compensation data for comparable positions in similarly sized entities; 3) annual or periodic performance evaluation; 4) independent compensation consultant; and/or 5) written employment contract. **Attach a narrative of your Authority's procedures for all employees. The agency didn't hire a Executive Director in 2016, but if one is hired in 2017, there will be a written employment contract that details compensation. The Treasurer salary and administrative assistant were approved by the Commissioners. Any future hire's will also be approved.**
- 11) Did the Authority pay for meals or catering during the current fiscal year? No If "yes," attach a detailed list of all meals and/or catering invoices for the current fiscal year and provide an explanation for each expenditure listed.

- 12) Did the Authority pay for travel expenses for any employee or individual listed on Page N-4? No *If "yes," attach a detailed list of all travel expenses for the current fiscal year and provide an explanation for each expenditure listed.*
- 13) Did the Authority provide any of the following to or for a person listed on Page N-4 or any other employee of the Authority:
- a. First class or charter travel No
 - b. Travel for companions No
 - c. Tax indemnification and gross-up payments No
 - d. Discretionary spending account No
 - e. Housing allowance or residence for personal use No
 - f. Payments for business use of personal residence No
 - g. Vehicle/auto allowance or vehicle for personal use No
 - h. Health or social club dues or initiation fees No
 - i. Personal services (i.e.: maid, chauffeur, chef) No
- If the answer to any of the above is "yes," attach a description of the transaction including the name and position of the individual and the amount expended.*
- 14) Did the Authority follow a written policy regarding payment or reimbursement for expenses incurred by employees and/or commissioners during the course of Authority business and does that policy require substantiation of expenses through receipts or invoices prior to reimbursement? Yes *If "no," attach an explanation of the Authority's process for reimbursing employees and commissioners for expenses. (If your authority does not allow for reimbursements indicate that in answer)*
- 15) Did the Authority make any payments to current or former commissioners or employees for severance or termination? No *If "yes," attach explanation including amount paid.*
- 16) Did the Authority make any payments to current or former commissioners or employees that were contingent upon the performance of the Authority or that were considered discretionary bonuses? No *If "yes," attach explanation including amount paid.*
- 17) Did the Authority comply with its Continuing Disclosure Agreements for all debt issuances outstanding by submitting its audited annual financial statements, annual operating data, and notice of material events to the Municipal Securities Rulemaking Board's Electronic Municipal Marketplace Access (EMMA) as required? N/A *If "no," attach a description of the Authority's plan to ensure compliance with its Continuing Disclosure Agreements in the future.*
- 18) Did the Authority receive any notices from the Department of Environmental Protection or any other entity regarding maintenance or repairs required to the Authority's systems to bring them into compliance with current regulations and standards that it has not yet taken action to remediate? No *If "yes," attach explanation as to why the Authority has not yet undertaken the required maintenance or repairs and describe the Authority's plan to address the conditions identified.*
- 19) Did the Authority receive any notices of fines or assessments from the Department of Environmental Protection or any other entity due to noncompliance with current regulations (i.e.: sewer overflow, etc.)? Yes *If "yes," attach a description of the event or condition that resulted in the fine or assessment and indicate the amount of the fine or assessment. A fine of \$37,500 was levied by the DEP for a violation of the Toxic Substance Control Act. The Agency was fined because they were the listed owner, but the Redeveloper paid the fine in accordance with their agreement.*

**AUTHORITY SCHEDULE OF COMMISSIONERS, OFFICERS, KEY EMPLOYEES,
HIGHEST COMPENSATED EMPLOYEES AND INDEPENDENT CONTRACTORS**

Harrison Redevelopment Agency

(Name)

FISCAL YEAR: **FROM:** January 1, 2017 **TO:** December 31, 2017

Complete the attached table for all persons required to be listed per #1-4 below.

- 1) List all of the Authority's current commissioners and officers and amount of compensation from the Authority and any other public entities as defined below. Enter zero if no compensation was paid.
- 2) List all of the Authority's key employees and highest compensated employees other than a commissioner or officer as defined below and amount of compensation from the Authority and any other public entities.
- 3) List all of the Authority's former officers, key employees and highest compensated employees who received more than \$100,000 in reportable compensation from the Authority and any other public entities during the most recent fiscal year completed.
- 4) List all of the Authority's former commissioners who received more than \$10,000 in reportable compensation from the Authority and any other public entities during the most recent fiscal year completed.

Commissioner: A member of the governing body of the authority with voting rights. Include alternates for purposes of this schedule.

Officer: A person elected or appointed to manage the authority's daily operations at any time during the year, such as the chairperson, vice-chairperson, secretary, or treasurer. For the purposes of this schedule, treat the authority's top management official and top financial official as officers. A member of the governing body may be both a commissioner and an officer for the purposes of this schedule.

Key employee: An employee or independent contractor of the authority (other than a commissioner or officer) who meets both of the following criteria:

- a) The individual received reportable compensation from the authority and other public entities in excess of \$150,000 for the most recent fiscal year completed; and
- b) The individual has responsibilities or influence over the authority as a whole or has power to control or determine 10% or more of the authority's capital expenditures or operating budget.

Highest compensated employee: One of the five highest compensated employees or independent contractors of the authority other than current commissioners, officers, or key employees whose aggregate reportable compensation from the authority and other public entities is greater than \$100,000 for the most recent fiscal year completed.

Compensation: All forms of cash and non-cash payments or benefits provided in exchange for services, including salaries and wages, bonuses, severance payments, deferred payments, retirement benefits, fringe benefits, and other financial arrangements or transactions such as personal vehicles, meals, housing, personal and family education benefits, below-market loans, payment of personal or family travel, entertainment, and personal use of the Authority's property. Compensation includes payments and other benefits provided to both employees and independent contractors in exchange for services.

Reportable compensation: The aggregate compensation that is reported (or is required to be reported) on Form W-2, box 1 or 5, whichever amount is greater, and/or Form 1099-MISC, box 7, for the most recent calendar year ended 60 days before the start of the proposed budget year. For example, for fiscal years ending December 31, 2017, the calendar year 2015 W-2 and 1099 should be used (60 days prior to start of budget year is November 1, 2016, with 2014 being the most recent calendar year ended), and for fiscal years ending June 30, 2018, the calendar year 2016 W-2 and 1099 should be used (60 days prior to start of budget year is May 1, 2017, with 2016 being the most recent calendar year ended).

Other Public Entity: Any municipality, county, local authority, fire district, or other government unit, regardless of whether it is related in any way to the Authority either by function or by physical location.

Authority Schedule of Commissioners, Officers, Key Employees, Highest Compensated Employees and Independent Contractors (Continued)

For the Period January 1, 2017
Harrison Redevelopment Agency
to December 31, 2017

| Name | Title | Average Hours per Week Dedicated to Position | Position | | | | | Reportable Compensation from Authority (W-2/ 1099) | | | Estimated amount of other compensation from the Authority (health benefits, pension, etc.) | Total Compensation from Authority | Names of Other Public Entities where Individual is an Employee or Member of the Governing Body (1) | | | Average Hours per Week Dedicated to Positions at Other Public Entities Listed in Column O | Estimated amount of other compensation from Other Public Entities (health benefits, pension, payment in lieu of health benefits, etc.) | | | Total Compensation All Public Entities |
|----------------------|--------------|--|--------------|---------|--------------|------------------------------|--------|--|-------|---|--|-----------------------------------|--|--|---|---|--|-----------------------------------|-----------------------------------|--|
| | | | Commissioner | Officer | Key Employee | Highest Compensated Employee | Former | Base Salary/ Stipend | Bonus | Other (auto allowance, expense account, payment in lieu of health benefits, etc.) | | | See note below | Positions held at Other Public Entities Listed in Column O | Positions at Other Public Entities Listed in Column O | | Reportable Compensation from Other Public Entities (W-2/ 1099) | Other Public Entities (W-2/ 1099) | Other Public Entities (W-2/ 1099) | |
| 1 James A. Fife | Chairperson | 7 X | | | | | | None | None | None | None | \$ - | Harrison Town | Mayor | 20+ | | \$ 2,500 | \$ - | \$ - | \$ 2,500 |
| 2 Anthony Comprelli | Commissioner | 5 X | | | | | | None | None | None | None | 0 | None | | | | 0 | 0 | 0 | 0 |
| 3 Harold Stahl | Commissioner | 5 X | | | | | | None | None | None | None | 0 | Harrison Town | Dir Public Sfty | 30+ | | 31,998 | 0 | 0 | 31,998 |
| 4 Douglas I. DaRocha | Commissioner | 5 X | | | | | | None | None | None | None | 0 | None | | | | 0 | 0 | 0 | 0 |
| 5 Miguel Simoes | Commissioner | 5 X | | | | | | None | None | None | None | 0 | None | | | | 0 | 0 | 0 | 0 |
| 6 Robert Gerris | Commissioner | 5 X | | | | | | None | None | None | None | 0 | None | | | | 0 | 0 | 0 | 0 |
| 7 Raymond Lucas | Commissioner | 5 X | | | | | | None | None | None | None | 0 | None | | | | 0 | 0 | 0 | 0 |
| 8 | | | | | | | | | | | | 0 | | | | | | | | 0 |
| 9 | | | | | | | | | | | | 0 | | | | | | | | 0 |
| 10 | | | | | | | | | | | | 0 | | | | | | | | 0 |
| 11 | | | | | | | | | | | | 0 | | | | | | | | 0 |
| 12 | | | | | | | | | | | | 0 | | | | | | | | 0 |
| 13 | | | | | | | | | | | | 0 | | | | | | | | 0 |
| 14 | | | | | | | | | | | | 0 | | | | | | | | 0 |
| 15 | | | | | | | | | | | | 0 | | | | | | | | 0 |
| Total: | | | | | | | | \$ - | \$ - | \$ - | \$ - | \$ - | | | | | \$ 34,498 | \$ - | \$ - | \$ 34,498 |

(1) Insert "None" in this column for each individual that does not hold a position with another Public Entity

The following contractors earned more than \$100,000 in total reportable compensation for the most recent year completed:

| | |
|----------------------|---------------|
| Castano Quigley, LLC | \$ 138,920.24 |
|----------------------|---------------|

| | |
|-------------------------------|---------------|
| Heyer, Gruel & Associates, PA | \$ 106,863.75 |
|-------------------------------|---------------|

There were no employees.

Schedule of Health Benefits - Detailed Cost Analysis

Harrison Redevelopment Agency
For the Period January 1, 2017 to December 31, 2017

| | # of Covered Members (Medical & Rx) Proposed Budget | Annual Cost Estimate per Employee Proposed Budget | Total Cost Estimate Proposed Budget | # of Covered Members (Medical & Rx) Current Year | Annual Cost per Employee Current Year | Total Prior year Year Cost | \$ Increase (Decrease) | % Increase (Decrease) |
|---|--|---|--|---|---|-------------------------------|---------------------------|--------------------------|
| Active Employees - Health Benefits - Annual Cost | | | | | | | | |
| Single Coverage | 1 | \$ 15,840 | \$ 15,840 | | | \$ - | \$ 15,840 | #DIV/0! |
| Parent & Child | | | - | | | - | - | #DIV/0! |
| Employee & Spouse (or Partner) | | | - | | | - | - | #DIV/0! |
| Family | | | - | | | - | - | #DIV/0! |
| Employee Cost Sharing Contribution (enter as negative -) | | | | | | | - | #DIV/0! |
| Subtotal | 1 | | 15,840 | 0 | | - | 15,840 | #DIV/0! |
| Commissioners - Health Benefits - Annual Cost | | | | | | | | |
| Single Coverage | | | - | | | - | - | #DIV/0! |
| Parent & Child | | | - | | | - | - | #DIV/0! |
| Employee & Spouse (or Partner) | | | - | | | - | - | #DIV/0! |
| Family | | | - | | | - | - | #DIV/0! |
| Employee Cost Sharing Contribution (enter as negative -) | | | | | | | - | #DIV/0! |
| Subtotal | 0 | | - | 0 | | - | - | #DIV/0! |
| Retirees - Health Benefits - Annual Cost | | | | | | | | |
| Single Coverage | | | - | | | - | - | #DIV/0! |
| Parent & Child | | | - | | | - | - | #DIV/0! |
| Employee & Spouse (or Partner) | | | - | | | - | - | #DIV/0! |
| Family | | | - | | | - | - | #DIV/0! |
| Employee Cost Sharing Contribution (enter as negative -) | | | (4,752) | | | (4,752) | (4,752) | #DIV/0! |
| Subtotal | 0 | | (4,752) | 0 | | - | (4,752) | #DIV/0! |
| GRAND TOTAL | 1 | | \$ 11,088 | 0 | | \$ - | \$ 11,088 | #DIV/0! |

Is medical coverage provided by the SHBP (Yes or No)? (Place Answer in Box)

Yes Yes or No

Is prescription drug coverage provided by the SHBP (Yes or No)? (Place Answer in Box)

Yes Yes or No

Note: Remember to Enter an amount in rows for Employee Cost Sharing

Schedule of Accumulated Liability for Compensated Absences

Harrison Redevelopment Agency

For the Period

January 1, 2017

to

December 31, 2017

Complete the below table for the Authority's accrued liability for compensated absences.

X Box if Authority has no Compensated Absences

x

Legal Basis for Benefit
(check applicable items)

[illegible]

| | |
|---|------|
| Total liability for accumulated compensated absences at beginning of current year | \$ - |
|---|------|

The total Amount Should agree to most recently issued audit report for the Authority

Schedule of Shared Service Agreements

Harrison Redevelopment Agency
 For the Period January 1, 2017 to December 31, 2017

Enter the shared service agreements that the Authority currently engages in and identify the amount that is received/paid for those services.

| Name of Entity Providing Service | Name of Entity Receiving Service | Type of Shared Service Provided | Comments (Enter more specifics if needed) | Agreement Effective Date | Agreement End Date | Amount to be Received by/ Paid from Authority |
|----------------------------------|----------------------------------|---------------------------------|---|--------------------------|--------------------|--|
| Town of Harrison | Harrison Redevelopment Agency | Payroll Services | | 1/1/2015 | 12/31/2017 | None |
| | | | | | | |
| | | | | | | |
| | | | | | | |
| | | | | | | |
| | | | | | | |
| | | | | | | |
| | | | | | | |
| | | | | | | |
| | | | | | | |
| | | | | | | |
| | | | | | | |
| | | | | | | |
| | | | | | | |
| | | | | | | |

If No Shared Services X this Box

2017 AUTHORITY BUDGET

Financial Schedules Section

SUMMARY

Harrison Redevelopment Agency
For the Period January 1, 2017 to December 31, 2017

| | FY 2017 Proposed Budget | | | | | | FY 2016 Adopted Budget | \$ Increase (Decrease) Proposed vs. Adopted | % Increase (Decrease) Proposed vs. Adopted |
|--|--------------------------------|---------------------|-------------|-------------|-------------|-------------|-------------------------------|--|---|
| | Redevelopment | Operation #2 | N/A | N/A | N/A | N/A | Total All Operations | All Operations | All Operations |
| REVENUES | | | | | | | | | |
| Total Operating Revenues | \$ - | \$ - | \$ - | \$ - | \$ - | \$ - | \$ - | \$ - | #DIV/0! |
| Total Non-Operating Revenues | 317,000 | - | - | - | - | - | 317,000 | (18,000) | -5.4% |
| Total Anticipated Revenues | 317,000 | - | - | - | - | - | 317,000 | (18,000) | -5.4% |
| APPROPRIATIONS | | | | | | | | | |
| Total Administration | 98,500 | - | - | - | - | - | 98,500 | (1,500) | -1.5% |
| Total Cost of Providing Services | 218,500 | - | - | - | - | - | 218,500 | (16,500) | -7.0% |
| Total Principal Payments on Debt Service in Lieu of Depreciation | - | - | - | - | - | - | - | - | #DIV/0! |
| Total Operating Appropriations | 317,000 | - | - | - | - | - | 317,000 | (18,000) | -5.4% |
| Total Interest Payments on Debt | - | - | - | - | - | - | - | - | #DIV/0! |
| Total Other Non-Operating Appropriations | - | - | - | - | - | - | - | - | #DIV/0! |
| Total Non-Operating Appropriations | - | - | - | - | - | - | - | - | #DIV/0! |
| Accumulated Deficit | - | - | - | - | - | - | - | - | #DIV/0! |
| Total Appropriations and Accumulated Deficit | 317,000 | - | - | - | - | - | 317,000 | (18,000) | -5.4% |
| Less: Total Unrestricted Net Position Utilized | - | - | - | - | - | - | - | - | #DIV/0! |
| Net Total Appropriations | 317,000 | - | - | - | - | - | 317,000 | (18,000) | -5.4% |
| ANTICIPATED SURPLUS (DEFICIT) | \$ - | \$ - | \$ - | \$ - | \$ - | \$ - | \$ - | \$ - | #DIV/0! |

Revenue Schedule

Harrison Redevelopment Agency

For the Period January 1, 2017 to December 31, 2017

| | | | | | | | | \$ Increase (Decrease) | % Increase (Decrease) |
|--|-------------------|--------------|------|------|------|------|-------------------------|---------------------------|--------------------------|
| | | | | | | | FY 2016 Adopted Budget | Proposed vs. Adopted | Proposed vs. Adopted |
| | Redevelop ment | Operation #2 | N/A | N/A | N/A | N/A | Total All Operations | All Operations | All Operations |
| OPERATING REVENUES | | | | | | | | | |
| <i>Service Charges</i> | | | | | | | | | |
| Residential | | | | | | | \$ - | \$ - | #DIV/0! |
| Business/Commercial | | | | | | | - | - | #DIV/0! |
| Industrial | | | | | | | - | - | #DIV/0! |
| Intergovernmental | | | | | | | - | - | #DIV/0! |
| Other | | | | | | | - | - | #DIV/0! |
| Total Service Charges | - | - | - | - | - | - | - | - | #DIV/0! |
| <i>Connection Fees</i> | | | | | | | | | |
| Residential | | | | | | | - | - | #DIV/0! |
| Business/Commercial | | | | | | | - | - | #DIV/0! |
| Industrial | | | | | | | - | - | #DIV/0! |
| Intergovernmental | | | | | | | - | - | #DIV/0! |
| Other | | | | | | | - | - | #DIV/0! |
| Total Connection Fees | - | - | - | - | - | - | - | - | #DIV/0! |
| <i>Parking Fees</i> | | | | | | | | | |
| Meters | | | | | | | - | - | #DIV/0! |
| Permits | | | | | | | - | - | #DIV/0! |
| Fines/Penalties | | | | | | | - | - | #DIV/0! |
| Other | | | | | | | - | - | #DIV/0! |
| Total Parking Fees | - | - | - | - | - | - | - | - | #DIV/0! |
| <i>Other Operating Revenues (List)</i> | | | | | | | | | |
| Type In (Grant, Other Rev) | | | | | | | - | - | #DIV/0! |
| Type In (Grant, Other Rev) | | | | | | | - | - | #DIV/0! |
| Type In (Grant, Other Rev) | | | | | | | - | - | #DIV/0! |
| Type In (Grant, Other Rev) | | | | | | | - | - | #DIV/0! |
| Type In (Grant, Other Rev) | | | | | | | - | - | #DIV/0! |
| Type In (Grant, Other Rev) | | | | | | | - | - | #DIV/0! |
| Type In (Grant, Other Rev) | | | | | | | - | - | #DIV/0! |
| Type In (Grant, Other Rev) | | | | | | | - | - | #DIV/0! |
| Type In (Grant, Other Rev) | | | | | | | - | - | #DIV/0! |
| Type In (Grant, Other Rev) | | | | | | | - | - | #DIV/0! |
| Type In (Grant, Other Rev) | | | | | | | - | - | #DIV/0! |
| Total Other Revenue | - | - | - | - | - | - | - | - | #DIV/0! |
| Total Operating Revenues | - | - | - | - | - | - | - | - | #DIV/0! |
| NON-OPERATING REVENUES | | | | | | | | | |
| <i>Other Non-Operating Revenues (List)</i> | | | | | | | | | |
| Administrative Fees | 117,000 | | | | | | 117,000 | 135,000 | (18,000) -13.3% |
| Reimbursements - Redevelopers | 200,000 | | | | | | 200,000 | 200,000 | 0.0% |
| Type In | | | | | | | - | - | #DIV/0! |
| Type In | | | | | | | - | - | #DIV/0! |
| Type In | | | | | | | - | - | #DIV/0! |
| Type In | | | | | | | - | - | #DIV/0! |
| Total Other Non-Operating Revenue | 317,000 | - | - | - | - | - | 317,000 | 335,000 | (18,000) -5.4% |
| <i>Interest on Investments & Deposits (List)</i> | | | | | | | | | |
| Interest Earned | | | | | | | - | - | #DIV/0! |
| Penalties | | | | | | | - | - | #DIV/0! |
| Other | | | | | | | - | - | #DIV/0! |
| Total Interest | - | - | - | - | - | - | - | - | #DIV/0! |
| Total Non-Operating Revenues | 317,000 | - | - | - | - | - | 317,000 | 335,000 | (18,000) -5.4% |
| TOTAL ANTICIPATED REVENUES | \$ 317,000 | \$ - | \$ - | \$ - | \$ - | \$ - | \$ 317,000 | \$ 335,000 | \$ (18,000) -5.4% |

Prior Year Adopted Revenue Schedule

Harrison Redevelopment Agency

| | FY 2016 Adopted Budget | | | | | | Total All |
|---|------------------------|-------------|-------------|-------------|-------------|-------------|-------------------|
| | Redevelop | Operation | N/A | N/A | N/A | N/A | Operations |
| | ment | #2 | | | | | |
| OPERATING REVENUES | | | | | | | |
| <i>Service Charges</i> | | | | | | | |
| Residential | | | | | | | \$ - |
| Business/Commercial | | | | | | | - |
| Industrial | | | | | | | - |
| Intergovernmental | | | | | | | - |
| Other | | | | | | | - |
| Total Service Charges | - | - | - | - | - | - | - |
| <i>Connection Fees</i> | | | | | | | |
| Residential | | | | | | | - |
| Business/Commercial | | | | | | | - |
| Industrial | | | | | | | - |
| Intergovernmental | | | | | | | - |
| Other | | | | | | | - |
| Total Connection Fees | - | - | - | - | - | - | - |
| <i>Parking Fees</i> | | | | | | | |
| Meters | | | | | | | - |
| Permits | | | | | | | - |
| Fines/Penalties | | | | | | | - |
| Other | | | | | | | - |
| Total Parking Fees | - | - | - | - | - | - | - |
| <i>Other Operating Revenues (List)</i> | | | | | | | |
| Type in (Grant, Other Rev) | | | | | | | - |
| Type in (Grant, Other Rev) | | | | | | | - |
| Type in (Grant, Other Rev) | | | | | | | - |
| Type in (Grant, Other Rev) | | | | | | | - |
| Type in (Grant, Other Rev) | | | | | | | - |
| Type in (Grant, Other Rev) | | | | | | | - |
| Type in (Grant, Other Rev) | | | | | | | - |
| Type in (Grant, Other Rev) | | | | | | | - |
| Type in (Grant, Other Rev) | | | | | | | - |
| Type in (Grant, Other Rev) | | | | | | | - |
| Type in (Grant, Other Rev) | | | | | | | - |
| Total Other Revenue | - | - | - | - | - | - | - |
| Total Operating Revenues | - | - | - | - | - | - | - |
| NON-OPERATING REVENUES | | | | | | | |
| <i>Other Non-Operating Revenues (List)</i> | | | | | | | |
| Administrative Fees | 135,000 | | | | | | 135,000 |
| Reimbursements - Redevelopers | 200,000 | | | | | | 200,000 |
| Type in | | | | | | | - |
| Type in | | | | | | | - |
| Type in | | | | | | | - |
| Type in | | | | | | | - |
| <i>Other Non-Operating Revenues</i> | 335,000 | - | - | - | - | - | 335,000 |
| <i>Interest on Investments & Deposits</i> | | | | | | | |
| Interest Earned | | | | | | | - |
| Penalties | | | | | | | - |
| Other | | | | | | | - |
| Total Interest | - | - | - | - | - | - | - |
| Total Non-Operating Revenues | 335,000 | - | - | - | - | - | 335,000 |
| TOTAL ANTICIPATED REVENUES | \$ 335,000 | \$ - | \$ - | \$ - | \$ - | \$ - | \$ 335,000 |

Appropriations Schedule

Harrison Redevelopment Agency

For the Period January 1, 2017 to December 31, 2017

| FY 2017 Proposed Budget | | | | | | | FY 2016 Adopted Budget | \$ Increase (Decrease) Proposed vs. Adopted | % Increase (Decrease) Proposed vs. Adopted |
|--|--------------|------|------|------|------|----------------------|-------------------------------|--|---|
| Redevelopm ent | Operation #2 | N/A | N/A | N/A | N/A | Total All Operations | Total All Operations | All Operations | All Operations |
| OPERATING APPROPRIATIONS | | | | | | | | | |
| <i>Administration - Personnel</i> | | | | | | | | | |
| Salary & Wages | \$ 85,000 | | | | | \$ 85,000 | \$ 85,000 | \$ - | 0.0% |
| Fringe Benefits | 11,500 | | | | | 11,500 | 10,000 | 1,500 | 15.0% |
| Total Administration - Personnel | 96,500 | - | - | - | - | 96,500 | 95,000 | 1,500 | 1.6% |
| <i>Administration - Other (List)</i> | | | | | | | | | |
| Type in Description | | | | | | - | - | - | #DIV/0! |
| Type in Description | | | | | | - | - | - | #DIV/0! |
| Type in Description | | | | | | - | - | - | #DIV/0! |
| Type in Description | | | | | | - | - | - | #DIV/0! |
| Miscellaneous Administration* | 2,000 | | | | | 2,000 | 5,000 | (3,000) | -60.0% |
| Total Administration - Other | 2,000 | - | - | - | - | 2,000 | 5,000 | (3,000) | -60.0% |
| Total Administration | 98,500 | - | - | - | - | 98,500 | 100,000 | (1,500) | -1.5% |
| <i>Cost of Providing Services - Personnel</i> | | | | | | | | | |
| Salary & Wages | | | | | | - | - | - | #DIV/0! |
| Fringe Benefits | | | | | | - | - | - | #DIV/0! |
| Total COPS - Personnel | - | - | - | - | - | - | - | - | #DIV/0! |
| <i>Cost of Providing Services - Other (List)</i> | | | | | | | | | |
| Legal Fees | 138,000 | | | | | 138,000 | 150,000 | (12,000) | -8.0% |
| Planning | 27,000 | | | | | 27,000 | 25,000 | 2,000 | 8.0% |
| Financial Consultant | 20,000 | | | | | 20,000 | 25,000 | (5,000) | -20.0% |
| Audit | 21,500 | | | | | 21,500 | 20,000 | 1,500 | 7.5% |
| Miscellaneous COPS* | 12,000 | | | | | 12,000 | 15,000 | (3,000) | -20.0% |
| Total COPS - Other | 218,500 | - | - | - | - | 218,500 | 235,000 | (16,500) | -7.0% |
| Total Cost of Providing Services | 218,500 | - | - | - | - | 218,500 | 235,000 | (16,500) | -7.0% |
| Total Principal Payments on Debt Service In Lieu of Depreciation | - | - | - | - | - | - | - | - | #DIV/0! |
| Total Operating Appropriations | 317,000 | - | - | - | - | 317,000 | 335,000 | (18,000) | -5.4% |
| NON-OPERATING APPROPRIATIONS | | | | | | | | | |
| Total Interest Payments on Debt | - | - | - | - | - | - | - | - | #DIV/0! |
| Operations & Maintenance Reserve | | | | | | - | - | - | #DIV/0! |
| Renewal & Replacement Reserve | | | | | | - | - | - | #DIV/0! |
| Municipality/County Appropriation | | | | | | - | - | - | #DIV/0! |
| Other Reserves | | | | | | - | - | - | #DIV/0! |
| Total Non-Operating Appropriations | - | - | - | - | - | - | - | - | #DIV/0! |
| TOTAL APPROPRIATIONS | 317,000 | - | - | - | - | 317,000 | 335,000 | (18,000) | -5.4% |
| ACCUMULATED DEFICIT | | | | | | | | | |
| TOTAL APPROPRIATIONS & ACCUMULATED DEFICIT | 317,000 | - | - | - | - | 317,000 | 335,000 | (18,000) | -5.4% |
| UNRESTRICTED NET POSITION UTILIZED | | | | | | | | | |
| Municipality/County Appropriation | - | - | - | - | - | - | - | - | #DIV/0! |
| Other | | | | | | - | - | - | #DIV/0! |
| Total Unrestricted Net Position Utilized | - | - | - | - | - | - | - | - | #DIV/0! |
| TOTAL NET APPROPRIATIONS | \$ 317,000 | \$ - | \$ - | \$ - | \$ - | \$ 317,000 | \$ 335,000 | \$ (18,000) | -5.4% |

* Miscellaneous line items may not exceed 5% of total operating appropriations shown below. If amount in miscellaneous is greater than the amount shown below, then the line item must be itemized above.

5% of Total Operating Appropriations \$ 15,850.00 \$ - \$ - \$ - \$ - \$ - \$ - \$ 15,850.00

Prior Year Adopted Appropriations Schedule

Harrison Redevelopment Agency

| FY 2016 Adopted Budget | | | | | | | |
|--|-------------------|-----------------|------|------|------|------|-------------------------|
| | Redevelopme nt | Operation #2 | N/A | N/A | N/A | N/A | Total All Operations |
| OPERATING APPROPRIATIONS | | | | | | | |
| <i>Administration - Personnel</i> | | | | | | | |
| Salary & Wages | \$ 85,000 | | | | | | \$ 85,000 |
| Fringe Benefits | 10,000 | | | | | | 10,000 |
| Total Administration - Personnel | 95,000 | - | - | - | - | - | 95,000 |
| <i>Administration - Other (List)</i> | | | | | | | |
| Type In Description | | | | | | | - |
| Type In Description | | | | | | | - |
| Type In Description | | | | | | | - |
| Type In Description | | | | | | | 5,000 |
| Miscellaneous Administration* | 5,000 | | | | | | 5,000 |
| Total Administration - Other | 5,000 | - | - | - | - | - | 5,000 |
| Total Administration | 100,000 | - | - | - | - | - | 100,000 |
| <i>Cost of Providing Services - Personnel</i> | | | | | | | |
| Salary & Wages | | | | | | | - |
| Fringe Benefits | | | | | | | - |
| Total COPS - Personnel | - | - | - | - | - | - | - |
| <i>Cost of Providing Services - Other (List)</i> | | | | | | | |
| Legal Fees | 150,000 | | | | | | 150,000 |
| Planning | 25,000 | | | | | | 25,000 |
| Financial Consultant | 25,000 | | | | | | 25,000 |
| Audit | 20,000 | | | | | | 20,000 |
| Miscellaneous COPS* | 15,000 | | | | | | 15,000 |
| Total COPS - Other | 235,000 | - | - | - | - | - | 235,000 |
| Total Cost of Providing Services | 235,000 | - | - | - | - | - | 235,000 |
| Total Principal Payments on Debt Service in Lieu of Depreciation | - | - | - | - | - | - | - |
| Total Operating Appropriations | 335,000 | - | - | - | - | - | 335,000 |
| NON-OPERATING APPROPRIATIONS | | | | | | | |
| Total Interest Payments on Debt | - | - | - | - | - | - | - |
| Operations & Maintenance Reserve | | | | | | | - |
| Renewal & Replacement Reserve | | | | | | | - |
| Municipality/County Appropriation | | | | | | | - |
| Other Reserves | | | | | | | - |
| Total Non-Operating Appropriations | - | - | - | - | - | - | - |
| TOTAL APPROPRIATIONS | 335,000 | - | - | - | - | - | 335,000 |
| ACCUMULATED DEFICIT | | | | | | | - |
| TOTAL APPROPRIATIONS & ACCUMULATED DEFICIT | 335,000 | - | - | - | - | - | 335,000 |
| UNRESTRICTED NET POSITION UTILIZED | | | | | | | - |
| Municipality/County Appropriation | - | - | - | - | - | - | - |
| Other | | | | | | | - |
| Total Unrestricted Net Position Utilized | - | - | - | - | - | - | - |
| TOTAL NET APPROPRIATIONS | \$ 335,000 | \$ - | \$ - | \$ - | \$ - | \$ - | \$ 335,000 |

* Miscellaneous line items may not exceed 5% of total operating appropriations shown below. If amount in miscellaneous is greater than the amount shown below, then the line item must be itemized above.

| | | | | | | | | |
|--------------------------------------|--------------|------|------|------|------|------|------|--------------|
| 5% of Total Operating Appropriations | \$ 16,750.00 | \$ - | \$ - | \$ - | \$ - | \$ - | \$ - | \$ 16,750.00 |
|--------------------------------------|--------------|------|------|------|------|------|------|--------------|

Debt Service Schedule - Principal

Harrison Redevelopment Agency

If Authority has no debt X this box

X

Fiscal Year Ending in

| | Adopted Budget Year 2016 | Proposed Budget Year 2017 | 2018 | 2019 | 2020 | 2021 | 2022 | Thereafter | Total Principal Outstanding |
|---------------------------------------|-----------------------------|---------------------------------|-------------|-------------|-------------|-------------|-------------|-------------|--------------------------------|
| <i>Redevelopment</i> | | | | | | | | | |
| Type in Issue Name | | | | | | | | | \$ - |
| Type in Issue Name | | | | | | | | | - |
| Type in Issue Name | | | | | | | | | - |
| Type in Issue Name | | | | | | | | | - |
| Total Principal | - | - | - | - | - | - | - | - | - |
| <i>Operation #2</i> | | | | | | | | | |
| Type in Issue Name | | | | | | | | | - |
| Type in Issue Name | | | | | | | | | - |
| Type in Issue Name | | | | | | | | | - |
| Type in Issue Name | | | | | | | | | - |
| Total Principal | - | - | - | - | - | - | - | - | - |
| <i>N/A</i> | | | | | | | | | |
| Type in Issue Name | | | | | | | | | - |
| Type in Issue Name | | | | | | | | | - |
| Type in Issue Name | | | | | | | | | - |
| Type in Issue Name | | | | | | | | | - |
| Total Principal | - | - | - | - | - | - | - | - | - |
| <i>N/A</i> | | | | | | | | | |
| Type in Issue Name | | | | | | | | | - |
| Type in Issue Name | | | | | | | | | - |
| Type in Issue Name | | | | | | | | | - |
| Type in Issue Name | | | | | | | | | - |
| Total Principal | - | - | - | - | - | - | - | - | - |
| <i>N/A</i> | | | | | | | | | |
| Type in Issue Name | | | | | | | | | - |
| Type in Issue Name | | | | | | | | | - |
| Type in Issue Name | | | | | | | | | - |
| Type in Issue Name | | | | | | | | | - |
| Total Principal | - | - | - | - | - | - | - | - | - |
| <i>N/A</i> | | | | | | | | | |
| Type in Issue Name | | | | | | | | | - |
| Type in Issue Name | | | | | | | | | - |
| Type in Issue Name | | | | | | | | | - |
| Type in Issue Name | | | | | | | | | - |
| Total Principal | - | - | - | - | - | - | - | - | - |
| <i>N/A</i> | | | | | | | | | |
| Type in Issue Name | | | | | | | | | - |
| Type in Issue Name | | | | | | | | | - |
| Type in Issue Name | | | | | | | | | - |
| Type in Issue Name | | | | | | | | | - |
| Total Principal | - | - | - | - | - | - | - | - | - |
| TOTAL PRINCIPAL ALL OPERATIONS | \$ - | \$ - | \$ - | \$ - | \$ - | \$ - | \$ - | \$ - | \$ - |

Indicate the Authority's most recent bond rating and the year of the rating by ratings service.

| | <i>Moody's</i> | <i>Fitch</i> | <i>Standard & Poors</i> |
|---------------------|----------------|--------------|-----------------------------|
| Bond Rating | | | |
| Year of Last Rating | | | |

Debt Service Schedule - Interest

Harrison Redevelopment Agency

If Authority has no debt X this box

X

Fiscal Year Ending in

| | Adopted Budget Year 2016 | Proposed Budget Year 2017 | 2018 | 2019 | 2020 | 2021 | 2022 | Thereafter | Total Interest Payments Outstanding |
|-------------------------------|-----------------------------|---------------------------------|------|------|------|------|------|------------|---|
| Redevelopment | | | | | | | | | |
| Type in Issue Name | | | | | | | | | \$ - |
| Type in Issue Name | | | | | | | | | - |
| Type in Issue Name | | | | | | | | | - |
| Type in Issue Name | | | | | | | | | - |
| Total Interest Payments | - | - | - | - | - | - | - | - | - |
| Operation #2 | | | | | | | | | |
| Type in Issue Name | | | | | | | | | - |
| Type in Issue Name | | | | | | | | | - |
| Type in Issue Name | | | | | | | | | - |
| Type in Issue Name | | | | | | | | | - |
| Total Interest Payments | - | - | - | - | - | - | - | - | - |
| N/A | | | | | | | | | |
| Type in Issue Name | | | | | | | | | - |
| Type in Issue Name | | | | | | | | | - |
| Type in Issue Name | | | | | | | | | - |
| Type in Issue Name | | | | | | | | | - |
| Total Interest Payments | - | - | - | - | - | - | - | - | - |
| N/A | | | | | | | | | |
| Type in Issue Name | | | | | | | | | - |
| Type in Issue Name | | | | | | | | | - |
| Type in Issue Name | | | | | | | | | - |
| Type in Issue Name | | | | | | | | | - |
| Total Interest Payments | - | - | - | - | - | - | - | - | - |
| N/A | | | | | | | | | |
| Type in Issue Name | | | | | | | | | - |
| Type in Issue Name | | | | | | | | | - |
| Type in Issue Name | | | | | | | | | - |
| Type in Issue Name | | | | | | | | | - |
| Total Interest Payments | - | - | - | - | - | - | - | - | - |
| N/A | | | | | | | | | |
| Type in Issue Name | | | | | | | | | - |
| Type in Issue Name | | | | | | | | | - |
| Type in Issue Name | | | | | | | | | - |
| Type in Issue Name | | | | | | | | | - |
| Total Interest Payments | - | - | - | - | - | - | - | - | - |
| TOTAL INTEREST ALL OPERATIONS | \$ - | \$ - | \$ - | \$ - | \$ - | \$ - | \$ - | \$ - | \$ - |

Net Position Reconciliation

Harrison Redevelopment Agency
For the Period January 1, 2017 to December 31, 2017

FY 2017 Proposed Budget

| | Redevelop ment | Operation #2 | N/A | N/A | N/A | N/A | Total All Operations |
|--|-------------------|-----------------|------|------|------|------|-------------------------|
| TOTAL NET POSITION BEGINNING OF CURRENT YEAR (1) | \$ 13,045 | | | | | | \$ 13,045 |
| Less: Invested in Capital Assets, Net of Related Debt (1) | | | | | | | - |
| Less: Restricted for Debt Service Reserve (1) | | | | | | | - |
| Less: Other Restricted Net Position (1) | | | | | | | - |
| Total Unrestricted Net Position (1) | 13,045 | - | - | - | - | - | 13,045 |
| Less: Designated for Non-Operating Improvements & Repairs | | | | | | | - |
| Less: Designated for Rate Stabilization | | | | | | | - |
| Less: Other Designated by Resolution | | | | | | | - |
| Plus: Accrued Unfunded Pension Liability (1) | | | | | | | - |
| Plus: Accrued Unfunded Other Post-Employment Benefit Liability (1) | | | | | | | - |
| Plus: Estimated Income (Loss) on Current Year Operations (2) | 100 | | | | | | 100 |
| Plus: Other Adjustments (attach schedule) | | | | | | | - |
| UNRESTRICTED NET POSITION AVAILABLE FOR USE IN PROPOSED BUDGET | 13,145 | - | - | - | - | - | 13,145 |
| Unrestricted Net Position Utilized to Balance Proposed Budget | - | - | - | - | - | - | - |
| Unrestricted Net Position Utilized in Proposed Capital Budget | - | - | - | - | - | - | - |
| Appropriation to Municipality/County (3) | - | - | - | - | - | - | - |
| Total Unrestricted Net Position Utilized in Proposed Budget | - | - | - | - | - | - | - |
| PROJECTED UNRESTRICTED UNDESIGNATED NET POSITION AT END OF YEAR (4) | \$ 13,145 | \$ - | \$ - | \$ - | \$ - | \$ - | \$ 13,145 |

(1) Total of all operations for this line item must agree to audited financial statements.

(2) Include budgeted and unbudgeted use of unrestricted net position in the current year's operations.

(3) Amount may not exceed 5% of total operating appropriations. See calculation below.

Maximum Allowable Appropriation to Municipality/County \$ 15,850 \$ - \$ - \$ - \$ - \$ - \$ 15,850

(4) If Authority is projecting a deficit for any operation at the end of the budget period, the Authority must attach a statement explaining its plan to reduce the deficit, including the timeline for elimination of the deficit, if not already detailed in the budget narrative section.

2017
Harrison Redevelopment
Agency
(Name)

AUTHORITY
CAPITAL
BUDGET/
PROGRAM

2017 CERTIFICATION OF AUTHORITY CAPITAL BUDGET/PROGRAM


Harrison Redevelopment Agency
(Name)

FISCAL YEAR: **FROM:** January 1, 2017 **TO:** December 31, 2017

☐ It is hereby certified that the Authority Capital Budget/Program annexed hereto is a true copy of the Capital Budget/Program approved, pursuant to N.J.A.C. 5:31-2.2, along with the Annual Budget, by the governing body of the _____ Authority, on the _____ day of _____.

OR

☒ It is hereby certified that the governing body of the Harrison Redevelopment Agency have elected **NOT** to adopt a Capital Budget /Program for the aforesaid fiscal year, pursuant to N.J.A.C. 5:31-2.2 for the following reason(s): **There are none planned during 2017.**

| | | | |
|----------------------|---|-------------|--------------|
| Officer's Signature: |  | | |
| Name: | James A. Fife | | |
| Title: | Chairperson | | |
| Address: | 318 Harrison Avenue Harrison, New Jersey 07029 | | |
| Phone Number: | 973-268-2440 | Fax Number: | 973-484-4575 |
| E-mail address | jafife@townofharrison.com | | |

2017 CAPITAL BUDGET/PROGRAM MESSAGE

Harrison Redevelopment Agency

(Name)

FISCAL YEAR: **FROM:** January 1, 2017 **TO:** December 31, 2017

1. Has each municipality or county affected by the actions of the authority participated in the development of the capital plan and reviewed or approved the plans or projects included within the Capital Budget/Program? Not Applicable
2. Has each capital project/project financing been developed from a specific capital improvement plan or report; does it include full lifecycle costs; and is it consistent with appropriate elements of Master Plans or other plans in the jurisdiction(s) served by the authority? Not Applicable
3. Has a long-term (10-20 years) infrastructure needs assessment or other capital plan with a horizon beyond six years been prepared? Not Applicable
4. Describe the projected impact of the proposed capital projects, including impact on the schedule of rates, fees, and service charges and the impact on current and future year's schedules. Not Applicable
5. Please indicate which capital projects/project financings are being undertaken in the Metropolitan or Suburban Planning Areas as defined in the State Development and Redevelopment Plan. Not Applicable
6. Please indicate which capital projects/project financings are being undertaken within the boundary of a State Planning Commission-designated Center and/or Endorsed Plan and if the project was included in the Plan Implementation Agenda for that Center/Endorsed Plan. Not Applicable

Add additional sheets if necessary.

Proposed Capital Budget

N/A

Harrison Redevelopment Agency

For the Period January 1, 2017 to December 31, 2017

| | | Funding Sources | | | | |
|--------------------------------------|----------------------|------------------------------------|-------------------------------|--------------------|----------------|---------------|
| | Estimated Total Cost | Unrestricted Net Position Utilized | Renewal & Replacement Reserve | Debt Authorization | Capital Grants | Other Sources |
| Redevelopment | | | | | | |
| Type in Description | \$ - | | | | | |
| Type in Description | - | | | | | |
| Type in Description | - | | | | | |
| Type in Description | - | | | | | |
| Total | - | - | - | - | - | - |
| Operation #2 | | | | | | |
| Type in Description | - | | | | | |
| Type in Description | - | | | | | |
| Type in Description | - | | | | | |
| Type in Description | - | | | | | |
| Total | - | - | - | - | - | - |
| N/A | | | | | | |
| Type in Description | - | | | | | |
| Type in Description | - | | | | | |
| Type in Description | - | | | | | |
| Type in Description | - | | | | | |
| Total | - | - | - | - | - | - |
| N/A | | | | | | |
| Type in Description | - | | | | | |
| Type in Description | - | | | | | |
| Type in Description | - | | | | | |
| Type in Description | - | | | | | |
| Total | - | - | - | - | - | - |
| N/A | | | | | | |
| Type in Description | - | | | | | |
| Type in Description | - | | | | | |
| Type in Description | - | | | | | |
| Type in Description | - | | | | | |
| Total | - | - | - | - | - | - |
| N/A | | | | | | |
| Type in Description | - | | | | | |
| Type in Description | - | | | | | |
| Type in Description | - | | | | | |
| Type in Description | - | | | | | |
| Total | - | - | - | - | - | - |
| N/A | | | | | | |
| Type in Description | - | | | | | |
| Type in Description | - | | | | | |
| Type in Description | - | | | | | |
| Type in Description | - | | | | | |
| Total | - | - | - | - | - | - |
| TOTAL PROPOSED CAPITAL BUDGET | \$ - | \$ - | \$ - | \$ - | \$ - | \$ - |

Enter brief description of up to four projects for each operation above. For operations with more than four budgeted projects, please attach additional schedules. Input total amount of all projects for the operation on single line and enter "See Attached Schedule" instead of project description.

5 Year Capital Improvement Plan

Harrison Redevelopment Agency

For the Period January 1, 2017 to December 31, 2017

Fiscal Year Beginning in

| | Estimated Total Cost | Current Budget Year 2017 | 2018 | 2019 | 2020 | 2021 | 2022 |
|----------------------|-------------------------|-----------------------------|------|------|------|------|------|
| Redevelopment | | | | | | | |
| Type in Description | \$ - | \$ - | | | | | |
| Type in Description | - | - | | | | | |
| Type in Description | - | - | | | | | |
| Type in Description | - | - | | | | | |
| Total | - | - | - | - | - | - | - |
| Operation #2 | | | | | | | |
| Type in Description | - | - | | | | | |
| Type in Description | - | - | | | | | |
| Type in Description | - | - | | | | | |
| Type in Description | - | - | | | | | |
| Total | - | - | - | - | - | - | - |
| N/A | | | | | | | |
| Type in Description | - | - | | | | | |
| Type in Description | - | - | | | | | |
| Type in Description | - | - | | | | | |
| Type in Description | - | - | | | | | |
| Total | - | - | - | - | - | - | - |
| N/A | | | | | | | |
| Type in Description | - | - | | | | | |
| Type in Description | - | - | | | | | |
| Type in Description | - | - | | | | | |
| Type in Description | - | - | | | | | |
| Total | - | - | - | - | - | - | - |
| N/A | | | | | | | |
| Type in Description | - | - | | | | | |
| Type in Description | - | - | | | | | |
| Type in Description | - | - | | | | | |
| Type in Description | - | - | | | | | |
| Total | - | - | - | - | - | - | - |
| N/A | | | | | | | |
| Type in Description | - | - | | | | | |
| Type in Description | - | - | | | | | |
| Type in Description | - | - | | | | | |
| Type in Description | - | - | | | | | |
| Total | - | - | - | - | - | - | - |
| TOTAL | \$ - | \$ - | \$ - | \$ - | \$ - | \$ - | \$ - |

Project descriptions entered on Page CB-3 will carry forward to Pages CB-4 and CB-5. No need to re-enter project descriptions above.

5 Year Capital Improvement Plan Funding Sources

Harrison Redevelopment Agency

For the Period January 1, 2017 to December 31, 2017

| | | Funding Sources | | | | |
|----------------------------|------|--|------------------------------------|-------------------------------|--------------------|------------------------------|
| | | Estimated Total Cost | Unrestricted Net Position Utilized | Renewal & Replacement Reserve | Debt Authorization | Capital Grants Other Sources |
| <i>Redevelopment</i> | | | | | | |
| Type in Description | \$ - | | | | | |
| Type in Description | - | | | | | |
| Type in Description | - | | | | | |
| Type in Description | - | | | | | |
| Total | - | - | - | - | - | - |
| <i>Operation #2</i> | | | | | | |
| Type in Description | - | | | | | |
| Type in Description | - | | | | | |
| Type in Description | - | | | | | |
| Type in Description | - | | | | | |
| Total | - | - | - | - | - | - |
| <i>N/A</i> | | | | | | |
| Type in Description | - | | | | | |
| Type in Description | - | | | | | |
| Type in Description | - | | | | | |
| Type in Description | - | | | | | |
| Total | - | - | - | - | - | - |
| <i>N/A</i> | | | | | | |
| Type in Description | - | | | | | |
| Type in Description | - | | | | | |
| Type in Description | - | | | | | |
| Type in Description | - | | | | | |
| Total | - | - | - | - | - | - |
| <i>N/A</i> | | | | | | |
| Type in Description | - | | | | | |
| Type in Description | - | | | | | |
| Type in Description | - | | | | | |
| Type in Description | - | | | | | |
| Total | - | - | - | - | - | - |
| <i>N/A</i> | | | | | | |
| Type in Description | - | | | | | |
| Type in Description | - | | | | | |
| Type in Description | - | | | | | |
| Type in Description | - | | | | | |
| Total | - | - | - | - | - | - |
| <i>N/A</i> | | | | | | |
| Type in Description | - | | | | | |
| Type in Description | - | | | | | |
| Type in Description | - | | | | | |
| Type in Description | - | | | | | |
| Total | - | - | - | - | - | - |
| TOTAL | \$ - | \$ - | \$ - | \$ - | \$ - | \$ - |
| Total 5 Year Plan per CB-4 | \$ - | | | | | |
| Balance check | - | - If amount is other than zero, verify that projects listed above match projects listed on CB-4. | | | | |

Project descriptions entered on Page CB-3 will carry forward to Pages CB-4 and CB-5. No need to re-enter project descriptions above.