

# *Authority Budget of:*

## *Harrison Redevelopment Agency*

**State Filing Year**                      **2021**

*For the Period:*

*January 1, 2021                      to                      December 31, 2021*

**Townofharrison.com**

Authority Web Address



*Division of Local Government Services*

# **2021 (2021-2022) AUTHORITY BUDGET**

## **Certification Section**

2021 (2021-2022)

**Harrison Redevelopment Agency**

(Name)

**AUTHORITY BUDGET**

FISCAL YEAR: FROM January 1, 2021 TO December 31, 2021

**For Division Use Only**

**CERTIFICATION OF APPROVED BUDGET**

*It is hereby certified that the approved Budget made a part hereof complies with the requirements of law and the rules and regulations of the Local Finance Board, and approval is given pursuant to N.J.S.A. 40A:5A-11.*

*State of New Jersey  
Department of Community Affairs  
Director of the Division of Local Government Services*

By: \_\_\_\_\_ Date: \_\_\_\_\_

**CERTIFICATION OF ADOPTED BUDGET**

*It is hereby certified that the adopted Budget made a part hereof has been compared with the approved Budget previously certified by the Division, and any amendments made thereto. This adopted Budget is certified with respect to such amendments and comparisons only.*

*State of New Jersey  
Department of Community Affairs  
Director of the Division of Local Government Services*

By: \_\_\_\_\_ Date: \_\_\_\_\_

# 2021 (2021-2022) PREPARER'S CERTIFICATION

## Harrison Redevelopment Agency


(Name)

### AUTHORITY BUDGET

**FISCAL YEAR:** FROM: January 1, 2021 **TO:** December 31, 2021

It is hereby certified that the Authority Budget, including both the Annual Budget and the Capital Budget/Program annexed hereto, represents the members of the governing body's resolve with respect to statute in that: all estimates of revenue are reasonable, accurate and correctly stated; all items of appropriation are properly set forth; and in itemization, form and content, the budget will permit the exercise of the comptroller function within the Authority.

It is further certified that all proposed budgeted amounts and totals are correct. Also, I hereby provide reasonable assurance that all assertions contained herein are accurate and all required schedules are completed and attached.

Preparer's Signature:			
Name:	Joseph J. Faccone		
Title:	Auditor		
Address:	Samuel Klein and Company CPA's 550 Broad Street, 11 <sup>th</sup> Floor Newark, New Jersey 07102		
Phone Number:	(973) 624-6100	Fax Number:	(973) 624-6101
E-mail address	<a href="mailto:jfaccone@sklein-cpa.com">jfaccone@sklein-cpa.com</a>		

# 2021 (2021-2022) APPROVAL CERTIFICATION

## Harrison Redevelopment Agency


(Name)

### AUTHORITY BUDGET

**FISCAL YEAR:**      **FROM:** January 1, 2021      **TO:** December 31, 2021

It is hereby certified that the Authority Budget, including all schedules appended hereto, are a true copy of the Annual Budget and Capital Budget/Program approved by resolution by the governing body of the Harrison Redevelopment Agency, at an open public meeting held pursuant to N.J.A.C. 5:31-2.3, on the day of December 14, 2020.

It is further certified that the recorded vote appearing in the resolution represents not less than a majority of the full membership of the governing body thereof.

Officer's Signature:			
Name:	Gregory P. Kowalski		
Title:	Executive Director		
Address:	318 Harrison Avenue Harrison, New Jersey 07029		
Phone Number:	973-268-3477	Fax Number:	973-508-1994
E-mail address	gkowalski@townofharrison.com		

# INTERNET WEBSITE CERTIFICATION

Authority's Web Address:	Townofharrisonnj.com
--------------------------	----------------------

All authorities shall maintain either an Internet website or a webpage on the municipality's or county's Internet website. The purpose of the website or webpage shall be to provide increased public access to the authority's operations and activities. N.J.S.A. 40A:5A-17.1 requires the following items to be included on the Authority's website at a minimum for public disclosure. Check the boxes below to certify the Authority's compliance with N.J.S.A. 40A:5A-17.1.

- ☒ A description of the Authority's mission and responsibilities
- ☒ Budgets for the current fiscal year and immediately preceding two prior years
- ☒ The most recent Comprehensive Annual Financial Report (Unaudited) or similar financial information (**Similar Information is such as PIE Charts, Bar Graphs etc. for such items as Revenues, Expenditures, and other information the Authority deems relevant to inform the public**)
- ☒ The complete (All Pages) annual audits (Not the Audit Synopsis) of the most recent fiscal year and immediately two prior years
- ☒ The Authority's rules, regulations and official policy statements deemed relevant by the governing body of the authority to the interests of the residents within the authority's service area or jurisdiction
- ☒ Notice posted pursuant to the "Open Public Meetings Act" for each meeting of the Authority, setting forth the time, date, location and agenda of each meeting
- ☒ The approved minutes of each meeting of the Authority including all resolutions of the board and their committees; for at least three consecutive fiscal years
- ☒ The name, mailing address, electronic mail address and phone number of every person who exercises day-to-day supervision or management over some or all of the operations of the Authority
- ☒ A list of attorneys, advisors, consultants and any other person, firm, business, partnership, corporation or other organization which received any remuneration of \$17,500 or more during the preceding fiscal year for any service whatsoever rendered to the Authority.

It is hereby certified by the below authorized representative of the Authority that the Authority's website or webpage as identified above complies with the minimum statutory requirements of N.J.S.A. 40A:5A-17.1 as listed above. A check in each of the above boxes signifies compliance.

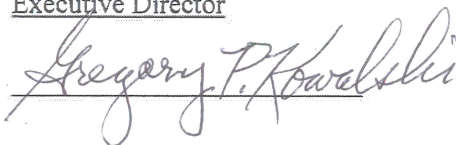
Name of Officer Certifying compliance

Gregory P. Kowalski

Title of Officer Certifying compliance

Executive Director

Signature



# 2021 (2021-2022) AUTHORITY BUDGET RESOLUTION

## Harrison Redevelopment Agency

(Name)

RESOLUTION NO. 6-12-2020

FISCAL YEAR: FROM: January 1, 2021 TO: December 31, 2021

WHEREAS, the Annual Budget and Capital Budget for the Harrison Redevelopment Agency for the fiscal year beginning January 1, 2021, and ending December 31, 2021, has been presented before the governing body of the Harrison Redevelopment Agency at its open public meeting of December 14, 2020; and


WHEREAS, the schedule of rates, fees and other charges, shown on Budget page F-2 in effect will produce sufficient revenues, together with all other anticipated revenues to satisfy all obligations to the holders of bonds of the Agency, to meet operating expenses, capital outlays, debt service requirements, and to provide for such reserves shown on Budget Page F-4, all as may be required by law, regulation or terms of contracts and agreements; and

WHEREAS, the Capital Budget/Program shown on Capital Budget Page CB-3, pursuant to N.J.A.C. 5:31-2, does not confer any authorization to raise or expend funds; rather it is a document to be used as part of the said Agency's planning and management objectives. Specific authorization to expend funds for the purposes described in this section of the budget, must be granted elsewhere; by bond resolution, by a project financing agreement, by resolution appropriating funds from the Renewal and Replacement Reserve or other means provided by law.

NOW, THEREFORE BE IT RESOLVED, by the governing body of the Harrison Redevelopment Agency, at an open public meeting held on December 14, 2020, that the Annual Budget, including all related schedules, and the Capital Budget/Program of the Harrison Redevelopment Agency for the fiscal year beginning January 1, 2021, and ending December 31, 2021, is hereby approved; and

BE IT FURTHER RESOLVED, that the anticipated revenues as reflected in the Annual Budget are of sufficient amount to meet all proposed expenditures/expenses and all covenants, terms and provisions as stipulated in the said Agency's outstanding debt obligations, capital lease arrangements, service contracts, and other pledged agreements; and

BE IT FURTHER RESOLVED, that the governing body of the Harrison Redevelopment Agency will consider the Annual Budget and Capital Budget/Program for adoption on January 13, 2021.

  
(Executive Director's Signature)

December 14, 2020  
(Date)

### RECORDED VOTE

COMMISSIONERS	Moved	Seconded	Yes	No	Abstain	Absent
James Fife, Chair			✓			
Anthony Comprelli, Vice Chair						✓
Vanessa Gallagher			✓			
Robert Gerris			✓			
Raymond Lucas		✓	✓			
Miguel Simoes			✓			
Harold Stahl	✓		✓			



# 2021 (2021-2022) ADOPTION CERTIFICATION

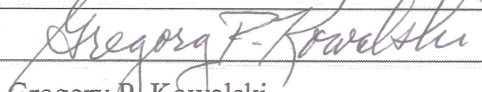
## Harrison Redevelopment Agency

(Name)

### AUTHORITY BUDGET

FISCAL YEAR: FROM: January 1, 2021 TO: December 31, 2021

It is hereby certified that the Authority Budget and Capital Budget/Program annexed hereto is a true copy of the Budget adopted by the governing body of the Harrison Redevelopment Agency, pursuant to N.J.A.C. 5:31-2.3, on the 13<sup>th</sup> day of, January, 2021.

Officer's Signature:			
Name:	Gregory P. Kowalski		
Title:	Executive Director		
Address:	318 Harrison Avenue Harrison, New Jersey 07029		
Phone Number:	973-268-3477	Fax Number:	973-508-1994
E-mail address	gkowalski@townofharrison.com		



# 2021 (2021-2022) ADOPTED BUDGET RESOLUTION

## Harrison Redevelopment Agency

(Name)

### AUTHORITY

RESOLUTION NO. 9-1-2021

**FISCAL YEAR:**                      **FROM:**                      January 1, 2021                      **TO:**                      December 31, 2021

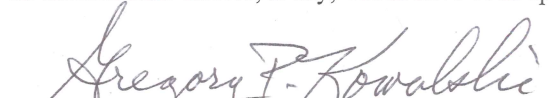
WHEREAS, the Annual Budget and Capital Budget/Program for the Harrison Redevelopment Agency for the fiscal year beginning January 1, 2021, and ending December 31, 2021, has been presented for adoption before the governing body of the Harrison Redevelopment Agency at its open public meeting of December 14, 2020; and

WHEREAS, the Annual Budget and Capital Budget/Program as presented for adoption reflects each item of revenue and appropriation in the same amount and title as set forth in the introduced and approved budget, including all amendments thereto, if any, which have been approved by the Director of the Division of Local Government Services; and

WHEREAS, the Annual Budget Page F-1 and Capital Budget Page CB-3 as presented for adoption reflects each item of revenue Budget Page F-2 and appropriation Budget Page F-4 in the same amount and title as set forth in the introduced and approved budget, including all amendments hereto, if any, which have been approved by the Director of the Division of Local Government Services; and

NOW, THEREFORE BE IT RESOLVED, by the governing body of the Harrison Redevelopment Agency, at an open public meeting held on January 13, 2021, that the Annual Budget and Capital Budget/Program of the Harrison Redevelopment Agency for the fiscal year beginning January 1, 2021, and ending December 31, 2021, is hereby adopted and shall constitute appropriations for the purposes stated; and

BE IT FURTHER RESOLVED, that the Annual Budget and Capital Budget/Program as presented for adoption reflects each item of revenue and appropriation in the same amount and title as set forth in the introduced and approved budget, including all amendments thereto, if any, which have been approved by the Director of the Division of Local Government Services.

  
(Executive Director's Signature)

January 13, 2021  
(Date)

COMMISSIONERS	Moved	Seconded	Yes	No	Abstain	Absent
James Fife, Chair			✓			
Anthony Comprelli, Vice Chair			✓			
Vanessa Gallagher	✓		✓			
Robert Gerris						✓
Raymond Lucas						✓
Miguel Simoes			✓			
Harold Stahl	✓	✓	✓			

# **2021 (2021-2022) AUTHORITY BUDGET**

## **Narrative and Information Section**

**2021 (2021-2022) AUTHORITY BUDGET MESSAGE & ANALYSIS**  
**Harrison Redevelopment Agency**  
(Name)

**AUTHORIT-Y BUDGET**

**FISCAL YEAR:**                      **FROM:**                      January 1, 2021                      **TO:**                      December 31, 2021

*Answer all questions below. Attach additional pages and schedules as needed.*

1. Complete a brief statement on the 2021/2021-2022 proposed Annual Budget and make comparison to the 2020/2020-2021 adopted budget for each Revenues and Appropriations. Explain any variances over +/-10% (As shown on budget pages F-2 and F-4 explain the reason for changes for each revenue and appropriation changing more than 10%) for each individual revenue and appropriation line item. Explanations of variances should include a description of the reason for the increase/decrease in the budgeted line item, not just an indication of the amount and percent of the change. Attach any supporting documentation that will help to explain the reason for the increase/decrease in the budgeted line item. New agreements were entered into with the Town, Fringe Benefits and Financial Consultant fees have decreased.
  2. Describe the state of the local/regional economy and how it may impact the proposed Annual Budget, including the planned Capital Budget/Program. (Example Consider New Development projects such as Housing /Commercial projects impact on the Authorities expenses or revenues) Redevelopers are continually willing to work in Harrison.
  3. Describe the reasons for utilizing Unrestricted Net Position in the proposed Annual Budget and or Capital Budget, i.e. rate stabilization, debt service reduction, to balance the budget, etc. If the Authority's budget anticipates a use of Unrestricted Net Position, this question must be answered. Not Applicable
  4. Identify any sources of funds transferred to the County/Municipality as a budget subsidy or a shared service payments, pilot payments, or other types of contracts or agreements (Example to provide police services to the Authority etc. and explain the reason for the transfer (i.e.: to balance the County/Municipality budget, etc.). Not Applicable
  5. The proposed budget must not reflect an anticipated deficit from 2021/2021-2022 operations. If there exists an accumulated deficit from prior years' budgets (and funding is included in the proposed budget as a result of a prior deficit) explain the funding plan to eliminate said deficit (N.J.S.A. 40A:5A-12). If the Authority has a net deficit reported in its most recent audit, it must provide a deficit reduction plan in response to this question. Not Applicable
- (Prepare a response to deficits in most recent audit report pertaining to Deficits to Unrestricted Net Position caused by recording Pension and Post-Employment Benefits liabilities as required by GASB 68 and GASB 75) and similar types of deficits in the audit report. How would these deficits be funded?
6. Attach a schedule of the Authority's existing rate structure (connection fees, parking fees, service charges, etc.) if it has been changed since the prior year budget submission and a schedule of the proposed rate structure for the upcoming fiscal year. Explain any proposed changes in the rate structure and attach the resolution approving the change in the rate structure, if applicable. (If no changes to fees or rates indicate (Answer as "Rates Are Staying the Same") Not Applicable

## AUTHORITY CONTACT INFORMATION

### 2021 (2021-2022)

Please complete the following information regarding this Authority. All information requested below must be completed.

<b>Name of Authority:</b>	Harrison Redevelopment Agency		
<b>Federal ID Number:</b>	22-600-1966		
<b>Address:</b>	318 Harrison Avenue		
<b>City, State, Zip:</b>	Harrison	NJ	07029
<b>Phone: (ext.)</b>	973-268-3477	<b>Fax:</b>	973-508-1994

<b>Preparer's Name:</b>	Joseph J. Faccone		
<b>Preparer's Address:</b>	Samuel Klein and Company, CPA's 550 Broad Street, 11 <sup>th</sup> Floor		
<b>City, State, Zip:</b>	Newark	NJ	07102
<b>Phone: (ext.)</b>	973-624-6100	<b>Fax:</b>	973-624-6101
<b>E-mail:</b>	jfaccone@sklein-cpa.com		

<b>Chief Executive Officer:(1)</b>	Gregory P. Kowalski		
<b>Phone: (ext.)</b>	973-268-3477	<b>Fax:</b>	973-508-1994
<b>E-mail:</b>	gkowalski@townofharrison.com		

<b>Chief Financial Officer(1)</b>	NONE		
<b>Phone: (ext.)</b>		<b>Fax:</b>	
<b>E-mail:</b>			

<b>Name of Auditor:</b>	Joseph J. Faccone		
<b>Name of Firm:</b>	Samuel Klein and Company, CPA's		
<b>Address:</b>	100 Passaic Avenue		
<b>City, State, Zip:</b>	Newark	NJ	07102
<b>Phone: (ext.)</b>	973-624-6100	<b>Fax:</b>	973-624-6101
<b>E-mail:</b>	jfaccone@sklein-cpa.com		

# AUTHORITY INFORMATIONAL QUESTIONNAIRE

## Harrison Redevelopment Agency

(Name)

FISCAL YEAR: FROM: January 1, 2021 TO: December 31, 2021

Answer all questions below completely and attach additional information as required.

- 1) Provide the number of individuals employed in (Use Most Recent W-3 Available 2019 or 2020) as reported on the Authority's Form W-3, Transmittal of Wage and Tax Statements: 2
- 2) Provide the amount of total salaries and wages as reported on the Authority's Form W-3, (Use Most Recent W-3 Available 2019 or 2020) Transmittal of Wage and Tax Statements: \$86,093.08
- 3) Provide the number of regular voting members of the governing body: 7 (Even if not all commissioners have been appointed (Total Commissioners are either 5 or 7 (Regional Authorities may have more than 7 members) s per statute for your Authority)
- 4) Provide the number of alternate voting members of the governing body: 0 (Maximum is 2)
- 5) Did any person listed on Page N-4 have a family or business relationship with any other person listed on Page N-4 during the current fiscal year? No If "yes," attach a description of the relationship including the names of the individuals involved and their positions at the Authority.
- 6) Did all individuals that were required to file a Financial Disclosure Statement for the current fiscal year (Most Recent Filing that March 31, 2020 or 2021 deadline has passed 2020 or 2021) because of their relationship with the Authority file the form as required? (Checked to see if individuals actually filed at <http://www.state.nj.us/dca/divisions/dlgs/resources/fds.html> before answering) Yes If "no," provide a list of those individuals who failed to file a Financial Disclosure Statement and an explanation as to the reason for their failure to file.
- 7) Does the Authority have any amounts receivable from current or former commissioners, officers, key employees or highest compensated employees? No If "yes," attach a list of those individuals, their position, the amount receivable, and a description of the amount due to the Authority.
- 8) Was the Authority a party to a business transaction with one of the following parties:
  - a. A current or former commissioner, officer, key employee, or highest compensated employee? No
  - b. A family member of a current or former commissioner, officer, key employee, or highest compensated employee? No
  - c. An entity of which a current or former commissioner, officer, key employee, or highest compensated employee (or family member thereof) was an officer or direct or indirect owner? NoIf the answer to any of the above is "yes," attach a description of the transaction including the name of the commissioner, officer, key employee, or highest compensated employee (or family member thereof) of the Authority; the name of the entity and relationship to the individual or family member; the amount paid; and whether the transaction was subject to a competitive bid process.
- 9) Did the Authority during the most recent fiscal year pay premiums, directly or indirectly, on a personal benefit contract? A personal benefit contract is generally any life insurance, annuity, or endowment contract that benefits, directly or indirectly, the transferor, a member of the transferor's family, or any other person designated by the transferor. No If "yes," attach a description of the arrangement, the premiums paid, and indicate the beneficiary of the contract.
- 10) Explain the Authority's process for determining compensation for all persons listed on Page N-4. Include whether the Authority's process includes any of the following: 1) review and approval by the commissioners or a committee thereof; 2) study or survey of compensation data for comparable positions in similarly sized entities; 3) annual or periodic performance evaluation; 4) independent compensation consultant; and/or 5) written employment contract. Attach a narrative of your Authorities procedures for all individuals listed on Page N-4 (2 of 2). The Authority has a written contract.

- 11) Did the Authority pay for meals or catering during the current fiscal year? No. *If "yes," attach a detailed list of all meals and/or catering invoices for the current fiscal year and provide an explanation for each expenditure listed.*
- 12) Did the Authority pay for travel expenses for any employee or individual listed on Page N-4? No *If "yes," attach a detailed list of all travel expenses for the current fiscal year and provide an explanation for each expenditure listed.*
- 13) Did the Authority provide any of the following to or for a person listed on Page N-4 or any other employee of the Authority?
- a. First class or charter travel No
  - b. Travel for companions No
  - c. Tax indemnification and gross-up payments No
  - d. Discretionary spending account No
  - e. Housing allowance or residence for personal use No
  - f. Payments for business use of personal residence No
  - g. Vehicle/auto allowance or vehicle for personal use No
  - h. Health or social club dues or initiation fees No
  - i. Personal services (i.e.: maid, chauffeur, chef) No
- If the answer to any of the above is "yes," attach a description of the transaction including the name and position of the individual and the amount expended.*
- 14) Did the Authority follow a written policy regarding payment or reimbursement for expenses incurred by employees and/or commissioners during the course of Authority business and does that policy require substantiation of expenses through receipts or invoices prior to reimbursement? Yes *If "no," attach an explanation of the Authority's process for reimbursing employees and commissioners for expenses. (If your authority does not allow for reimbursements indicate that in answer)*
- 15) Did the Authority make any payments to current or former commissioners or employees for severance or termination? No *If "yes," attach explanation including amount paid.*
- 16) Did the Authority make any payments to current or former commissioners or employees that were contingent upon the performance of the Authority or that were considered discretionary bonuses? No *If "yes," attach explanation including amount paid.*
- 17) Did the Authority comply with its Continuing Disclosure Agreements for all debt issuances outstanding by submitting its audited annual financial statements, annual operating data, and notice of material events to the Municipal Securities Rulemaking Board's Electronic Municipal Marketplace Access (EMMA) as required? Yes *If "no," attach a description of the Authority's plan to ensure compliance with its Continuing Disclosure Agreements in the future. (If no bonded Debt answer is Not Applicable). (New Jersey Infrastructure Trust Loans are not bonded debt of an Authority)*
- 18) Did the Authority receive any notices from the Department of Environmental Protection or any other entity regarding maintenance or repairs required to the Authority's systems to bring them into compliance with current regulations and standards that it has not yet taken action to remediate? No *If "yes," attach explanation as to why the Authority has not yet undertaken the required maintenance or repairs and describe the Authority's plan to address the conditions identified.*
- 19) Did the Authority receive any notices of fines or assessments from the Department of Environmental Protection or any other entity due to noncompliance with current regulations (i.e.: sewer overflow, etc.)? No *If "yes," attach a description of the event or condition that resulted in the fine or assessment and indicate the amount of the fine or assessment.*

*(This page is directions for filling in page (N-4 (2-of 2) (No answers should be entered on this page)*

**AUTHORITY SCHEDULE OF COMMISSIONERS, OFFICERS, KEY EMPLOYEES,  
HIGHEST COMPENSATED EMPLOYEES AND INDEPENDENT CONTRACTORS**

**Harrison Redevelopment Agency**

(Name)

**FISCAL YEAR:**            **FROM:**    January 1, 2021            **TO:**    December 31, 2021

*Complete the attached table for all persons required to be listed per #1-4 below.*

- 1) List all of the Authority's current commissioners and officers and amount of compensation from the Authority and any other public entities as defined below. Enter zero if no compensation was paid.
- 2) List all of the Authority's key employees and highest compensated employees other than a commissioner or officer as defined below and amount of compensation from the Authority and any other public entities.
- 3) List all of the Authority's former officers, key employees and highest compensated employees who received more than \$100,000 in reportable compensation from the Authority and any other public entities during the most recent fiscal year completed.
- 4) List all of the Authority's former commissioners who received more than \$10,000 in reportable compensation from the Authority and any other public entities during the most recent fiscal year completed.

**Commissioner:** A member of the governing body of the authority with voting rights. Include alternates for purposes of this schedule.

**Officer:** A person elected or appointed to manage the authority's daily operations at any time during the year, such as the chairperson, vice-chairperson, secretary, or treasurer. For the purposes of this schedule, treat the authority's top management official and top financial official as officers. A member of the governing body may be both a commissioner and an officer for the purposes of this schedule.

**Key employee:** An employee or independent contractor of the authority (other than a commissioner or officer) who meets both of the following criteria:

- a) The individual received reportable compensation from the authority and other public entities in excess of \$150,000 for the most recent fiscal year completed; and
- b) The individual has responsibilities or influence over the authority as a whole or has power to control or determine 10% or more of the authority's capital expenditures or operating budget.

**Highest compensated employee:** One of the five highest compensated employees or independent contractors of the authority other than current commissioners, officers, or key employees whose aggregate reportable compensation from the authority and other public entities is greater than \$100,000 for the most recent fiscal year completed.

**Compensation:** All forms of cash and non-cash payments or benefits provided in exchange for services, including salaries and wages, bonuses, severance payments, deferred payments, retirement benefits, fringe benefits, and other financial arrangements or transactions such as personal vehicles, meals, housing, personal and family education benefits, below-market loans, payment of personal or family travel, entertainment, and personal use of the Authority's property. Compensation includes payments and other benefits provided to both employees and independent contractors in exchange for services.

**Reportable compensation:** (Use the Most Recent W-2 available 2019 or 2020. The aggregate compensation that is reported (or is required to be reported) on Form W-2, box 1 or 5, whichever amount is greater, and/or Form 1099-MISC, box 7, for the most recent calendar year ended 60 days before the start of the proposed budget year. For example, for fiscal years ending December 31, 2021, the most recent W-2 and 1099 should be used 2020 or 2019 (60 days prior to start of budget year is November 1, 2020, with 2019 being the most recent calendar year ended), and for fiscal years ending June 30, 2021, the calendar year 2020 W-2 and 1099 should be used (60 days prior to start of budget year is May 1, 2021, with 2020 being the most recent calendar year ended).

**Other Public Entity:** Any municipality, county, local authority, fire district, or other government unit, regardless of whether it is related in any way to the Authority either by function or by physical location.



**Authority Schedule of Commissioners, Officers, Key Employees, Highest Compensated Employees and Independent Contractors (Continued)**

Harrison Redevelopment Agency																									
For the Period January 1, 2021				to December 31, 2021																					
A	B	C	D	E	F	G	H	I	J	K	L	M	N	O	P	Q	R	S	T						
				Position (Can Check more than 1 Column for each person)				Reportable Compensation from Authority (W-2/ 1099)																	
		Average Hours per Week Dedicated to Position	Commissioner	Officer	Key Employee	Highest Compensated Employee	Former	Base Salary/ Stipend		Bonus	Other (auto allowance, expense account, payment in lieu of health benefits, etc.)	Estimated amount of other compensation from the Authority (health benefits, pension, etc.)	Total Compensation from Authority	Names of Other Public Entities where Individual is an Employee or Member of the Governing Body (1) See note below		Positions held at Other Public Entities Listed in Column O	Average Hours per Week Dedicated to Positions at Other Public Entities Listed in Column O	Reportable Compensation from Other Public Entities (W-2/ 1099)	Estimated amount of other compensation from Other Public Entities (health benefits, pension, payment in lieu of health benefits, etc.)	Total Compensation All Public Entities					
Name	Title																								
1 James A. Fife	Chairperson	7	X					\$	-	\$	-	\$	-	\$	-	Harrison Town	Mayor	20+	\$	2,500	\$	544	\$	3,044	
2 Anthony Comprelli	Commissioner	5	X						0		0		0		0	None	None	None		0		0		0	
3 Harold Stahl	Commissioner	5	X						0		0		0		0	Harrison Town	Dir. Public Safety	30+		33,956		7,389		41,345	
4 Miguel Simoes	Commissioner	5	X						0		0		0		0	None	None	None		0		0		0	
5 Robert Gerris	Commissioner	5	X						0		0		0		0	None	None	None		0		0		0	
6 Raymond Lucas	Commissioner	5	X						0		0		0		0	None	None	None		0		0		0	
7 Vanessa Gallagher	Commissioner	5	X						0		0		0		0	None	None	None		0		0		0	
8 Gregory P. Kowalski	Executive Director	20		X					20,000		0		0		4,352	24,352	None	None	None		0		0		24,352
9															0									0	
10															0									0	
11															0									0	
12															0									0	
13															0									0	
14															0									0	
15															0									0	
Total:								\$	20,000	\$	-	\$	-	\$	4,352	\$	24,352	↑		\$	36,456	\$	7,933	\$	68,741

## Schedule of Health Benefits - Detailed Cost Analysis

If Not Applicable X this box Below

Harrison Redevelopment Agency  
For the Period January 1, 2021 to December 31, 2021

	# of Covered Members (Medical & Rx) Proposed Budget	Annual Cost Estimate per Employee Proposed Budget	Total Cost Estimate Proposed Budget	# of Covered Members (Medical & Rx) Current Year	Annual Cost per Employee Current Year	Total Prior year Year Cost	\$ Increase (Decrease)	% Increase (Decrease)
<b>Active Employees - Health Benefits - Annual Cost</b>								
Single Coverage	1	\$ 13,000	\$ 13,000	1	\$ 16,700	\$ 16,700	\$ (3,700)	-22.2%
Parent & Child			-			-	-	#DIV/0!
Employee & Spouse (or Partner)			-			-	-	#DIV/0!
Family			-			-	-	#DIV/0!
Employee Cost Sharing Contribution (enter as negative - )			(4,000)			(3,900)	(100)	2.6%
Subtotal	1		9,000	1		12,800	(3,800)	-29.7%
<b>Commissioners - Health Benefits - Annual Cost</b>								
Single Coverage			-			-	-	#DIV/0!
Parent & Child			-			-	-	#DIV/0!
Employee & Spouse (or Partner)			-			-	-	#DIV/0!
Family			-			-	-	#DIV/0!
Employee Cost Sharing Contribution (enter as negative - )							-	#DIV/0!
Subtotal	0		-	0		-	-	#DIV/0!
<b>Retirees - Health Benefits - Annual Cost</b>								
Single Coverage			-			-	-	#DIV/0!
Parent & Child			-			-	-	#DIV/0!
Employee & Spouse (or Partner)			-			-	-	#DIV/0!
Family			-			-	-	#DIV/0!
Employee Cost Sharing Contribution (enter as negative - )							-	#DIV/0!
Subtotal	0		-	0		-	-	#DIV/0!
<b>GRAND TOTAL</b>	<b>1</b>		<b>\$ 9,000</b>	<b>1</b>		<b>\$ 12,800</b>	<b>\$ (3,800)</b>	<b>-29.7%</b>

Is medical coverage provided by the SHBP (Yes or No)? (Place Answer in Box)

Yes Yes or No

Is prescription drug coverage provided by the SHBP (Yes or No)? (Place Answer in Box)

Yes Yes or No

**Note: Remember to Enter an amount in rows for Employee Cost Sharing**

### Schedule of Accumulated Liability for Compensated Absences

## Harrison Redevelopment Agency

For the Period

January 1, 2021

to

December 31, 2021

***Complete the below table for the Authority's accrued liability for compensated absences.***

**X** *Box if Authority has no Compensated Absences*

X

*Legal Basis for Benefit*  
(check applicable items)

Individuals Eligible for Benefit	Gross Days of Accumulated Compensated Absences at End of Last Issued Audit Report	Dollar Value of Accrued Compensated Absence Liability	Approved Labor Agreement	Resolution	Individual Employment Agreement
Total liability for accumulated compensated absences at beginning of current year		\$ -			

The total Amount Should agree to most recently issued audit report for the Authority

## Schedule of Shared Service Agreements

Harrison Redevelopment Agency

For the Period

January 1, 2021

to

December 31, 2021

If No Shared Services X this Box

☐

Enter the shared service agreements that the Authority currently engages in and identify the amount that is received/paid for those services.

Name of Entity Providing Service	Name of Entity Receiving Service	Type of Shared Service Provided	Comments (Enter more specifics if needed)	Agreement Effective Date	Agreement End Date	Amount to be Received by/ Paid from Authority
Town of Harrison	Harrison Rdevelopment Agency	Payroll Services		1/1/2015	12/31/2021	None

# **2021 (2021-2022) AUTHORITY BUDGET**

## **Financial Schedules Section**

# SUMMARY

Harrison Redevelopment Agency  
For the Period January 1, 2021 to December 31, 2021

	<b>FY 2021 Proposed Budget</b>						<b>FY 2020 Adopted Budget</b>	<b>\$ increase (Decrease) Proposed vs. Adopted</b>	<b>% increase (Decrease) Proposed vs. Adopted</b>
	Redevelop ment	Operation #2	N/A	N/A	N/A	N/A	Total All Operations	Total All Operations	All Operations
<b>REVENUES</b>									
Total Operating Revenues	\$ -	\$ -	\$ -	\$ -	\$ -	\$ -	\$ -	\$ -	#DIV/0!
Total Non-Operating Revenues	446,286	-	-	-	-	-	446,286	451,513	(5,227)
Total Anticipated Revenues	446,286	-	-	-	-	-	446,286	451,513	(5,227)
<b>APPROPRIATIONS</b>									
Total Administration	122,000	-	-	-	-	-	122,000	124,765	(2,765)
Total Cost of Providing Services	324,286	-	-	-	-	-	324,286	326,748	(2,462)
Total Principal Payments on Debt Service in Lieu of Depreciation	-	-	-	-	-	-	-	-	#DIV/0!
Total Operating Appropriations	446,286	-	-	-	-	-	446,286	451,513	(5,227)
Total Interest Payments on Debt	-	-	-	-	-	-	-	-	#DIV/0!
Total Other Non-Operating Appropriations	-	-	-	-	-	-	-	-	#DIV/0!
Total Non-Operating Appropriations	-	-	-	-	-	-	-	-	#DIV/0!
Accumulated Deficit	-	-	-	-	-	-	-	-	#DIV/0!
Total Appropriations and Accumulated Deficit	446,286	-	-	-	-	-	446,286	451,513	(5,227)
Less: Total Unrestricted Net Position Utilized	-	-	-	-	-	-	-	-	#DIV/0!
Net Total Appropriations	446,286	-	-	-	-	-	446,286	451,513	(5,227)
<b>ANTICIPATED SURPLUS (DEFICIT)</b>	\$ -	\$ -	\$ -	\$ -	\$ -	\$ -	\$ -	\$ -	#DIV/0!

# Revenue Schedule

## Harrison Redevelopment Agency

For the Period January 1, 2021 to December 31, 2021

	<b>FY 2021 Proposed Budget</b>						<b>FY 2020 Adopted Budget</b>	<b>% increase (Decrease) Proposed vs. Adopted</b>	<b>% increase (Decrease) Proposed vs. Adopted</b>
	Redevelopment	Operation #2	N/A	N/A	N/A	N/A	Total All Operations	All Operations	All Operations
<b>OPERATING REVENUES</b>									
<i>Service Charges</i>									
Residential							\$ -	\$ -	#DIV/0!
Business/Commercial							-	-	#DIV/0!
Industrial							-	-	#DIV/0!
Intergovernmental							-	-	#DIV/0!
Other							-	-	#DIV/0!
Total Service Charges	-	-	-	-	-	-	-	-	#DIV/0!
<i>Connection Fees</i>									
Residential							-	-	#DIV/0!
Business/Commercial							-	-	#DIV/0!
Industrial							-	-	#DIV/0!
Intergovernmental							-	-	#DIV/0!
Other							-	-	#DIV/0!
Total Connection Fees	-	-	-	-	-	-	-	-	#DIV/0!
<i>Parking Fees</i>									
Meters							-	-	#DIV/0!
Permits							-	-	#DIV/0!
Fines/Penalties							-	-	#DIV/0!
Other							-	-	#DIV/0!
Total Parking Fees	-	-	-	-	-	-	-	-	#DIV/0!
<i>Other Operating Revenues (List)</i>									
Type in (Grant, Other Rev)							-	-	#DIV/0!
Type in (Grant, Other Rev)							-	-	#DIV/0!
Type in (Grant, Other Rev)							-	-	#DIV/0!
Type in (Grant, Other Rev)							-	-	#DIV/0!
Type in (Grant, Other Rev)							-	-	#DIV/0!
Type in (Grant, Other Rev)							-	-	#DIV/0!
Type in (Grant, Other Rev)							-	-	#DIV/0!
Type in (Grant, Other Rev)							-	-	#DIV/0!
Type in (Grant, Other Rev)							-	-	#DIV/0!
Type in (Grant, Other Rev)							-	-	#DIV/0!
Type in (Grant, Other Rev)							-	-	#DIV/0!
Type in (Grant, Other Rev)							-	-	#DIV/0!
Total Other Revenue	-	-	-	-	-	-	-	-	#DIV/0!
Total Operating Revenues	-	-	-	-	-	-	-	-	#DIV/0!
<b>NON-OPERATING REVENUES</b>									
<i>Other Non-Operating Revenues (List)</i>									
Administrative Fees	166,286						166,286	161,513	3.0%
Reimbursements - Developers	180,000						180,000	165,000	9.1%
Town of Harrison - FA Administration Fee	85,000						85,000	45,000	88.9%
Town of Harrison - Parking Agreement							-	80,000	-100.0%
Town of Harrison - Affordable Housing Reim	15,000						15,000	-	#DIV/0!
Type in							-	-	#DIV/0!
Total Other Non-Operating Revenue	446,286	-	-	-	-	-	446,286	451,513	-1.2%
<i>Interest on Investments &amp; Deposits (List)</i>									
Interest Earned							-	-	#DIV/0!
Penalties							-	-	#DIV/0!
Other							-	-	#DIV/0!
Total Interest	-	-	-	-	-	-	-	-	#DIV/0!
Total Non-Operating Revenues	446,286	-	-	-	-	-	446,286	451,513	-1.2%
<b>TOTAL ANTICIPATED REVENUES</b>	<b>\$ 446,286</b>	<b>\$ -</b>	<b>\$ -</b>	<b>\$ -</b>	<b>\$ -</b>	<b>\$ -</b>	<b>\$ 446,286</b>	<b>\$ 451,513</b>	<b>-1.2%</b>



# Prior Year Adopted Revenue Schedule

## Harrison Redevelopment Agency

	FY 2020 Adopted Budget						Total All
	Redevelop	Operation					Operations
	ment	#2	N/A	N/A	N/A	N/A	
<b>OPERATING REVENUES</b>							
<i>Service Charges</i>							
Residential							\$ -
Business/Commercial							-
Industrial							-
Intergovernmental							-
Other							-
Total Service Charges	-	-	-	-	-	-	-
<i>Connection Fees</i>							
Residential							-
Business/Commercial							-
Industrial							-
Intergovernmental							-
Other							-
Total Connection Fees	-	-	-	-	-	-	-
<i>Parking Fees</i>							
Meters							-
Permits							-
Fines/Penalties							-
Other							-
Total Parking Fees	-	-	-	-	-	-	-
<i>Other Operating Revenues (List)</i>							
Type in (Grant, Other Rev)							-
Type in (Grant, Other Rev)							-
Type in (Grant, Other Rev)							-
Type in (Grant, Other Rev)							-
Type in (Grant, Other Rev)							-
Type in (Grant, Other Rev)							-
Type in (Grant, Other Rev)							-
Type in (Grant, Other Rev)							-
Type in (Grant, Other Rev)							-
Type in (Grant, Other Rev)							-
Type in (Grant, Other Rev)							-
Type in (Grant, Other Rev)							-
Total Other Revenue	-	-	-	-	-	-	-
Total Operating Revenues	-	-	-	-	-	-	-
<b>NON-OPERATING REVENUES</b>							
<i>Other Non-Operating Revenues (List)</i>							
Administrative Fees	161,513						161,513
Reimbursements - Developers	165,000						165,000
Town of Harrison - FA Administration Fee	45,000						45,000
Town of Harrison - Parking Agreement	80,000						80,000
Type in							-
Type in							-
Other Non-Operating Revenues	451,513	-	-	-	-	-	451,513
<i>Interest on Investments &amp; Deposits</i>							
Interest Earned							-
Penalties							-
Other							-
Total Interest	-	-	-	-	-	-	-
Total Non-Operating Revenues	451,513	-	-	-	-	-	451,513
<b>TOTAL ANTICIPATED REVENUES</b>	<b>\$ 451,513</b>	<b>\$ -</b>	<b>\$ -</b>	<b>\$ -</b>	<b>\$ -</b>	<b>\$ -</b>	<b>\$ 451,513</b>

# Appropriations Schedule

## Harrison Redevelopment Agency

For the Period January 1, 2021 to December 31, 2021

	<b>FY 2021 Proposed Budget</b>						<b>FY 2020 Adopted Budget</b>	<b>\$ increase (Decrease) Proposed vs. Adopted</b>	<b>% increase (Decrease) Proposed vs. Adopted</b>
	Redevelopment	Operation #2	N/A	N/A	N/A	N/A	Total All Operations	Total All Operations	All Operations
<b>OPERATING APPROPRIATIONS</b>									
<i>Administration - Personnel</i>									
Salary & Wages	\$ 110,000						\$ 110,000	\$ 109,000	\$ 1,000 0.9%
Fringe Benefits	9,000						9,000	12,800	(3,800) -29.7%
Total Administration - Personnel	119,000	-	-	-	-	-	119,000	121,800	(2,800) -2.3%
<i>Administration - Other (List)</i>									
Type in Description							-	-	#DIV/0!
Type in Description							-	-	#DIV/0!
Type in Description							-	-	#DIV/0!
Type in Description							-	-	#DIV/0!
Miscellaneous Administration*	3,000						3,000	2,965	35 1.2%
Total Administration - Other	3,000	-	-	-	-	-	3,000	2,965	35 1.2%
Total Administration	122,000	-	-	-	-	-	122,000	124,765	(2,765) -2.2%
<i>Cost of Providing Services - Personnel</i>									
Salary & Wages							-	-	#DIV/0!
Fringe Benefits							-	-	#DIV/0!
Total COPS - Personnel							-	-	#DIV/0!
<i>Cost of Providing Services - Other (List)</i>									
Legal Fees	150,786						150,786	143,600	7,186 5.0%
Planning	77,000						77,000	73,300	3,700 5.0%
Financial Consultant	50,000						50,000	63,348	(13,348) -21.1%
Audit	39,000						39,000	38,500	500 1.3%
Miscellaneous COPS*	7,500						7,500	8,000	(500) -6.3%
Total COPS - Other	324,286	-	-	-	-	-	324,286	326,748	(2,462) -0.8%
Total Cost of Providing Services	324,286	-	-	-	-	-	324,286	326,748	(2,462) -0.8%
Total Principal Payments on Debt Service in Lieu of Depreciation							-	-	#DIV/0!
Total Operating Appropriations	446,286	-	-	-	-	-	446,286	451,513	(5,227) -1.2%
<b>NON-OPERATING APPROPRIATIONS</b>									
Total Interest Payments on Debt							-	-	#DIV/0!
Operations & Maintenance Reserve							-	-	#DIV/0!
Renewal & Replacement Reserve							-	-	#DIV/0!
Municipality/County Appropriation							-	-	#DIV/0!
Other Reserves							-	-	#DIV/0!
Total Non-Operating Appropriations							-	-	#DIV/0!
<b>TOTAL APPROPRIATIONS</b>	446,286	-	-	-	-	-	446,286	451,513	(5,227) -1.2%
<b>ACCUMULATED DEFICIT</b>									#DIV/0!
<b>TOTAL APPROPRIATIONS &amp; ACCUMULATED DEFICIT</b>	446,286	-	-	-	-	-	446,286	451,513	(5,227) -1.2%
<b>UNRESTRICTED NET POSITION UTILIZED</b>									
Municipality/County Appropriation							-	-	#DIV/0!
Other							-	-	#DIV/0!
Total Unrestricted Net Position Utilized							-	-	#DIV/0!
<b>TOTAL NET APPROPRIATIONS</b>	\$ 446,286	\$ -	\$ -	\$ -	\$ -	\$ -	\$ 446,286	\$ 451,513	\$ (5,227) -1.2%

\* Miscellaneous line items may not exceed 5% of total operating appropriations shown below. If amount in miscellaneous is greater than the amount shown below, then the line item must be itemized above.

5% of Total Operating Appropriations \$ 22,314.30 \$ - \$ - \$ - \$ - \$ - \$ 22,314.30

# Prior Year Adopted Appropriations Schedule

## Harrison Redevelopment Agency

	FY 2020 Adopted Budget						Total All
	Redevelopm ent	Operation #2	N/A	N/A	N/A	N/A	Operations
<b>OPERATING APPROPRIATIONS</b>							
<i>Administration - Personnel</i>							
Salary & Wages	\$ 109,000						\$ 109,000
Fringe Benefits	12,800						12,800
Total Administration - Personnel	121,800	-	-	-	-	-	121,800
<i>Administration - Other (List)</i>							
Type In Description							-
Type In Description							-
Type In Description							-
Type In Description							-
Miscellaneous Administration*	2,965						2,965
Total Administration - Other	2,965	-	-	-	-	-	2,965
Total Administration	124,765	-	-	-	-	-	124,765
<i>Cost of Providing Services - Personnel</i>							
Salary & Wages							-
Fringe Benefits							-
Total COPS - Personnel	-	-	-	-	-	-	-
<i>Cost of Providing Services - Other (List)</i>							
Legal Fees	143,600						143,600
Planning	73,300						73,300
Financial Consultant	63,348						63,348
Audit	38,500						38,500
Miscellaneous COPS*	8,000						8,000
Total COPS - Other	326,748	-	-	-	-	-	326,748
Total Cost of Providing Services	326,748	-	-	-	-	-	326,748
Total Principal Payments on Debt Service in Lieu of Depreciation	-	-	-	-	-	-	-
Total Operating Appropriations	451,513	-	-	-	-	-	451,513
<b>NON-OPERATING APPROPRIATIONS</b>							
Total Interest Payments on Debt	-	-	-	-	-	-	-
Operations & Maintenance Reserve							-
Renewal & Replacement Reserve							-
Municipality/County Appropriation							-
Other Reserves							-
Total Non-Operating Appropriations	-	-	-	-	-	-	-
<b>TOTAL APPROPRIATIONS</b>	451,513	-	-	-	-	-	451,513
<b>ACCUMULATED DEFICIT</b>							-
<b>TOTAL APPROPRIATIONS &amp; ACCUMULATED DEFICIT</b>	451,513	-	-	-	-	-	451,513
<b>UNRESTRICTED NET POSITION UTILIZED</b>							
Municipality/County Appropriation	-	-	-	-	-	-	-
Other							-
Total Unrestricted Net Position Utilized	-	-	-	-	-	-	-
<b>TOTAL NET APPROPRIATIONS</b>	\$ 451,513	\$ -	\$ -	\$ -	\$ -	\$ -	\$ 451,513

\* Miscellaneous line items may not exceed 5% of total operating appropriations shown below. If amount in miscellaneous is greater than the amount shown below, then the line item must be itemized above.

5% of Total Operating Appropriations	\$ 22,575.65	\$ -	\$ -	\$ -	\$ -	\$ -	\$ -	\$ 22,575.65
--------------------------------------	--------------	------	------	------	------	------	------	--------------

## Debt Service Schedule - Principal

Harrison Redevelopment Agency

If Authority has no debt X this box

☐

*Fiscal Year Ending in*

	Adopted Budget Year 2020	Proposed Budget Year 2021	Fiscal Year Ending in					Thereafter	Total Principal Outstanding
			2022	2023	2024	2025	2026		
<b>Redevelopment</b>									
Type in Issue Name									\$ -
Type in Issue Name									-
Type in Issue Name									-
Type in Issue Name									-
Total Principal	-	-	-	-	-	-	-	-	-
<b>Operation #2</b>									
Type in Issue Name									-
Type in Issue Name									-
Type in Issue Name									-
Type in Issue Name									-
Total Principal	-	-	-	-	-	-	-	-	-
<b>N/A</b>									
Type in Issue Name									-
Type in Issue Name									-
Type in Issue Name									-
Type in Issue Name									-
Total Principal	-	-	-	-	-	-	-	-	-
<b>N/A</b>									
Type in Issue Name									-
Type in Issue Name									-
Type in Issue Name									-
Type in Issue Name									-
Total Principal	-	-	-	-	-	-	-	-	-
<b>N/A</b>									
Type in Issue Name									-
Type in Issue Name									-
Type in Issue Name									-
Type in Issue Name									-
Total Principal	-	-	-	-	-	-	-	-	-
<b>N/A</b>									
Type in Issue Name									-
Type in Issue Name									-
Type in Issue Name									-
Type in Issue Name									-
Total Principal	-	-	-	-	-	-	-	-	-
<b>TOTAL PRINCIPAL ALL OPERATIONS</b>	\$ -	\$ -	\$ -	\$ -	\$ -	\$ -	\$ -	\$ -	\$ -

Indicate the Authority's most recent bond rating and the year of the rating by ratings service.

	<u>Moody's</u>	<u>Fitch</u>	<u>Standard &amp; Poors</u>
Bond Rating			
Year of Last Rating			

## Debt Service Schedule - Interest

Harrison Redevelopment Agency

If Authority has no debt X this box

*Fiscal Year Ending in*

	Adopted Budget Year 2020	Proposed Budget Year 2021							Total Interest Payments Outstanding
			2022	2023	2024	2025	2026	Thereafter	
<i>Redevelopment</i>									
Type in Issue Name									\$ -
Type in Issue Name									-
Type in Issue Name									-
Type in Issue Name									-
Total Interest Payments	-	-	-	-	-	-	-	-	-
<i>Operation #2</i>									
Type in Issue Name									-
Type in Issue Name									-
Type in Issue Name									-
Type in Issue Name									-
Total Interest Payments	-	-	-	-	-	-	-	-	-
<i>N/A</i>									
Type in Issue Name									-
Type in Issue Name									-
Type in Issue Name									-
Type in Issue Name									-
Total Interest Payments	-	-	-	-	-	-	-	-	-
<i>N/A</i>									
Type in Issue Name									-
Type in Issue Name									-
Type in Issue Name									-
Type in Issue Name									-
Total Interest Payments	-	-	-	-	-	-	-	-	-
<i>N/A</i>									
Type in Issue Name									-
Type in Issue Name									-
Type in Issue Name									-
Type in Issue Name									-
Total Interest Payments	-	-	-	-	-	-	-	-	-
<i>N/A</i>									
Type in Issue Name									-
Type in Issue Name									-
Type in Issue Name									-
Type in Issue Name									-
Total Interest Payments	-	-	-	-	-	-	-	-	-
<b>TOTAL INTEREST ALL OPERATIONS</b>	<b>\$ -</b>	<b>\$ -</b>	<b>\$ -</b>	<b>\$ -</b>	<b>\$ -</b>	<b>\$ -</b>	<b>\$ -</b>	<b>\$ -</b>	<b>\$ -</b>

# Net Position Reconciliation

Harrison Redevelopment Agency  
For the Period January 1, 2021 to December 31, 2021

## FY 2021 Proposed Budget

	Redevelop ment	Operation #2	N/A	N/A	N/A	N/A	Total All Operations
<b>TOTAL NET POSITION BEGINNING OF LATEST AUDIT REPORT YEAR(1)</b>	\$ 252,966						\$ 252,966
Less: Invested in Capital Assets, Net of Related Debt (1)							-
Less: Restricted for Debt Service Reserve (1)							-
Less: Other Restricted Net Position (1)							-
Total Unrestricted Net Position (1)	252,966	-	-	-	-	-	252,966
Less: Designated for Non-Operating Improvements & Repairs							-
Less: Designated for Rate Stabilization							-
Less: Other Designated by Resolution							-
Plus: Accrued Unfunded Pension Liability (1)							-
Plus: Accrued Unfunded Other Post-Employment Benefit Liability (1)							-
Plus: Estimated Income (Loss) on Current Year Operations (2)	31,000						31,000
Plus: Other Adjustments (attach schedule)							-
<b>UNRESTRICTED NET POSITION AVAILABLE FOR USE IN PROPOSED BUDGET</b>	283,966	-	-	-	-	-	283,966
Unrestricted Net Position Utilized to Balance Proposed Budget	-	-	-	-	-	-	-
Unrestricted Net Position Utilized in Proposed Capital Budget	-	-	-	-	-	-	-
Appropriation to Municipality/County (3)	-	-	-	-	-	-	-
Total Unrestricted Net Position Utilized in Proposed Budget	-	-	-	-	-	-	-
<b>PROJECTED UNRESTRICTED UNDESIGNATED NET POSITION AT END OF YEAR</b>							
<b>Last issued Audit Report (4)</b>	\$ 283,966	\$ -	\$ -	\$ -	\$ -	\$ -	\$ 283,966

(1) Total of all operations for this line item must agree to audited financial statements.

(2) Include budgeted and unbudgeted use of unrestricted net position in the current year's operations.

(3) Amount may not exceed 5% of total operating appropriations. See calculation below.

Maximum Allowable Appropriation to Municipality/County \$ 22,314 \$ - \$ - \$ - \$ - \$ - \$ 22,314

(4) If Authority is projecting a deficit for any operation at the end of the budget period, the Authority must attach a statement explaining its plan to reduce the deficit, including the timeline for elimination of the deficit, if not already detailed in the budget narrative section.

2021 (2021-2022)

Harrison

Redevelopment

Agency

(Name)

AUTHORITY

CAPITAL

BUDGET/

PROGRAM



# 2021 CERTIFICATION OF AUTHORITY CAPITAL BUDGET/PROGRAM

## Harrison Redevelopment Agency

(Name)

FISCAL YEAR:

FROM:

January 1, 2021

TO:

December 31, 2021

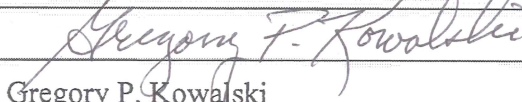
☐ enter X to the left if this paragraph is applicable

It is hereby certified that the Authority Capital Budget/Program annexed hereto is a true copy of the Capital Budget/Program approved, pursuant to N.J.A.C. 5:31-2.2, along with the Annual Budget, by the governing body of the \_\_\_\_\_ Authority, on the \_\_\_\_\_ day of \_\_\_\_\_,

OR

☒ enter X to the left if this paragraph is applicable

It is hereby certified that the governing body of the Harrison Redevelopment Agency have elected **NOT** to adopt a Capital Budget /Program for the aforesaid fiscal year, pursuant to N.J.A.C. 5:31-2.2 for the following reason(s): None Planned.

Officer's Signature:			
Name:	Gregory P. Kowalski		
Title:	Executive Director		
Address:	318 Harrison Avenue Harrison, New Jersey 07029		
Phone Number:	973-268-3477	Fax Number:	973508-1994
E-mail address	gkowalski@townofharrison.com		

# 2021 (2021-2022) CAPITAL BUDGET/PROGRAM MESSAGE

## Harrison Redevelopment Agency (Name)

**FISCAL YEAR:**                      **FROM:**                      January 1, 2021                      **TO:**                      December 31, 2021

1. Has each municipality or county affected by the actions of the authority participated in the development of the capital plan and reviewed or approved the plans or projects included within the Capital Budget/Program (This may include the governing body or certain officials such as planning boards, Construction Code Officials) as to these Projects? Not Applicable
  
2. Has each capital project/project financing been developed from a specific capital improvement plan or report; does it include full lifecycle costs; and is it consistent with appropriate elements of Master Plans or other plans in the jurisdiction(s) served by the authority? Not Applicable
  
3. Has a long-term (5 years or more) infrastructure needs and other capital items (Vehicles, Equipment) needs assessment been prepared? Not Applicable
  
4. If amounts are on Page CB-3 in the column Debt Authorizations. Indicate the primary source of funding the debt service for the Debt Authorizations (Example Rate Increases Funding or Other sources) Not Applicable
  
5. Please indicate which capital projects/project financings are being undertaken in the Metropolitan or Suburban Planning Areas as defined in the State Development and Redevelopment Plan. Not Applicable
  
6. Please indicate which capital projects/project financings are being undertaken within the boundary of a State Planning Commission-designated Center and/or Endorsed Plan and if the project was included in the Plan Implementation Agenda for that Center/Endorsed Plan. Not Applicable

*Add additional sheets if necessary.*

# Proposed Capital Budget

N/A

Harrison Redevelopment Agency  
For the Period January 1, 2021 to December 31, 2021

		Funding Sources				
	Estimated Total Cost	Unrestricted Net Position Utilized	Renewal & Replacement Reserve	Debt Authorization	Capital Grants	Other Sources
Redevelopment						
Type in Description	\$ -					
Type in Description	-					
Type in Description	-					
Type in Description	-					
Total	-	-	-	-	-	-
Operation #2						
Type in Description	-					
Type in Description	-					
Type in Description	-					
Type in Description	-					
Total	-	-	-	-	-	-
N/A						
Type in Description	-					
Type in Description	-					
Type in Description	-					
Type in Description	-					
Total	-	-	-	-	-	-
N/A						
Type in Description	-					
Type in Description	-					
Type in Description	-					
Type in Description	-					
Total	-	-	-	-	-	-
N/A						
Type in Description	-					
Type in Description	-					
Type in Description	-					
Type in Description	-					
Total	-	-	-	-	-	-
N/A						
Type in Description	-					
Type in Description	-					
Type in Description	-					
Type in Description	-					
Total	-	-	-	-	-	-
N/A						
Type in Description	-					
Type in Description	-					
Type in Description	-					
Type in Description	-					
Total	-	-	-	-	-	-
TOTAL PROPOSED CAPITAL BUDGET						
	\$ -	\$ -	\$ -	\$ -	\$ -	\$ -

Enter brief description of up to four projects for each operation above. For operations with more than four budgeted projects, please attach additional schedules. Input total amount of all projects for the operation on single line and enter "See Attached Schedule" instead of project description.

# 5 Year Capital Improvement Plan

Harrison Redevelopment Agency  
For the Period January 1, 2021 to December 31, 2021

*Fiscal Year Beginning in*

	Estimated Total Cost	Current Budget Year 2021	2022	2023	2024	2025	2026
<i>Redevelopment</i>							
Type in Description	\$ -	\$ -					
Type in Description	-	-					
Type in Description	-	-					
Type in Description	-	-					
Total	-	-	-	-	-	-	-
<i>Operation #2</i>							
Type in Description	-	-					
Type in Description	-	-					
Type in Description	-	-					
Type in Description	-	-					
Total	-	-	-	-	-	-	-
<i>N/A</i>							
Type in Description	-	-					
Type in Description	-	-					
Type in Description	-	-					
Type in Description	-	-					
Total	-	-	-	-	-	-	-
<i>N/A</i>							
Type in Description	-	-					
Type in Description	-	-					
Type in Description	-	-					
Type in Description	-	-					
Total	-	-	-	-	-	-	-
<i>N/A</i>							
Type in Description	-	-					
Type in Description	-	-					
Type in Description	-	-					
Type in Description	-	-					
Total	-	-	-	-	-	-	-
<i>N/A</i>							
Type in Description	-	-					
Type in Description	-	-					
Type in Description	-	-					
Type in Description	-	-					
Total	-	-	-	-	-	-	-
<b>TOTAL</b>	<b>\$ -</b>	<b>\$ -</b>	<b>\$ -</b>	<b>\$ -</b>	<b>\$ -</b>	<b>\$ -</b>	<b>\$ -</b>

*Project descriptions entered on Page CB-3 will carry forward to Pages CB-4 and CB-5. No need to re-enter project descriptions above.*

# 5 Year Capital Improvement Plan Funding Sources

Harrison Redevelopment Agency

For the Period

January 1, 2021

to

December 31, 2021

	Estimated Total Cost	Funding Sources				
		Unrestricted Net Position Utilized	Renewal & Replacement Reserve	Debt Authorization	Capital Grants	Other Sources
<i>Redevelopment</i>						
Type in Description	\$ -					
Type in Description	-					
Type in Description	-					
Type in Description	-					
Total	-	-	-	-	-	-
<i>Operation #2</i>						
Type in Description	-					
Type in Description	-					
Type in Description	-					
Type in Description	-					
Total	-	-	-	-	-	-
<i>N/A</i>						
Type in Description	-					
Type in Description	-					
Type in Description	-					
Type in Description	-					
Total	-	-	-	-	-	-
<i>N/A</i>						
Type in Description	-					
Type in Description	-					
Type in Description	-					
Type in Description	-					
Total	-	-	-	-	-	-
<i>N/A</i>						
Type in Description	-					
Type in Description	-					
Type in Description	-					
Type in Description	-					
Total	-	-	-	-	-	-
<i>N/A</i>						
Type in Description	-					
Type in Description	-					
Type in Description	-					
Type in Description	-					
Total	-	-	-	-	-	-
<i>N/A</i>						
Type in Description	-					
Type in Description	-					
Type in Description	-					
Type in Description	-					
Total	-	-	-	-	-	-
<b>TOTAL</b>	\$ -	\$ -	\$ -	\$ -	\$ -	\$ -
Total 5 Year Plan per CB-4	\$ -					
Balance check	-	- If amount is other than zero, verify that projects listed above match projects listed on CB-4.				

Project descriptions entered on Page CB-3 will carry forward to Pages CB-4 and CB-5. No need to re-enter project descriptions above.